

AGRE - ASSESSORIA E GESTÃO DE RISCO A EMPRESAS

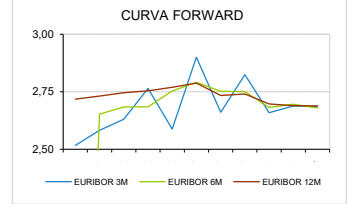
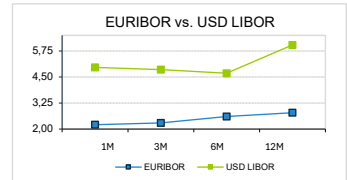
derivados.caixabi@caixabi.pt - 21 313 73 26

RENDA FIXA

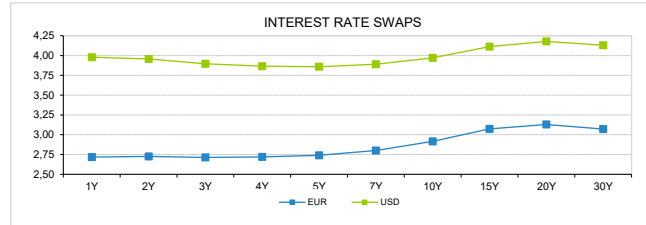
INTERBANK OFFERED RATES									
EURIBOR	FIXING	1D (bps)	1M (bps)	USD LIBOR	LAST PRICE	1D (bps)	1M (bps)	GBP	CHF
1M	2,2090	-2	27	1M	4,9602	0	-35	3,7382	-0,1300
3M	2,2930	-1	9	3M	4,8537	0	-42	3,7705	0,0000
6M	2,6060	-1	9	6M	4,6821	-1	-45	3,8515	0,0700
12M	2,7850	0	0	12M	6,0414	8	31	4,0032	0,2000

INTEREST RATE SWAPS						
EUR	LAST	1D (bps)	1M (bps)	1Y	3Y	5Y
1Y	2,7180	-2	4	2,7327	2,7447	2,9170
2Y	2,7252	-3	-1	2,7110	2,7813	2,9683
3Y	2,7134	-2	-3	2,7210	2,8260	3,0220
4Y	2,7205	-2	-4	2,7460	2,8737	3,0700
5Y	2,7400	-1	-5	2,7787	2,9213	3,1158
7Y	2,8010	-1	-6	2,8580	3,0140	3,1950
10Y	2,9151	-1	-8	2,9795	3,1290	3,2796
15Y	3,0732	-1	-9	3,1230	3,2230	3,3043
20Y	3,1292	-1	-8	3,1574	3,2112	3,2503
30Y	3,0712	-2	-8	3,0780	3,0896	3,0890

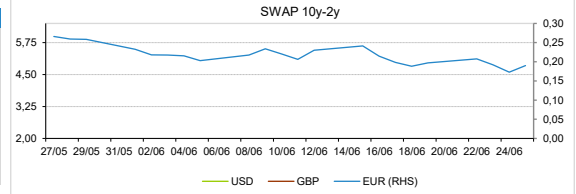
TAXA DE REFERENCIA BANCO CENTRAL	
Zona Euro	2,40
EUA	3,75
Reino Unido	3,75
Japão	1,00
Canadá	2,25
Suíça	-0,75
China	5,75
Brasil	14,25
Austrália	4,35
Índia	3,00



INTEREST RATE SWAPS				FORWARDS		
USD	LAST	1D (bps)	1M (bps)	1Y	3Y	5Y
1Y	3,9791	-3	7	3,9240	3,7690	3,9465
2Y	3,9559	-5	-2	3,8510	3,8040	3,9850
3Y	3,8968	-5	-7	3,8250	3,8490	4,0270
4Y	3,8654	-4	-10	3,8280	3,8900	4,0670
5Y	3,8588	-4	-12	3,8500	3,9320	4,1090
7Y	3,8895	-3	-15	3,9070	4,0130	4,1840
10Y	3,9703	-2	-18	4,0040	4,1270	4,2835
15Y	4,1116	-1	-20	4,1440	4,2330	4,3390
20Y	4,1782	0	-20	4,1940	4,2410	4,3010
30Y	4,1312	1	-20	4,1260	4,1280	4,1350

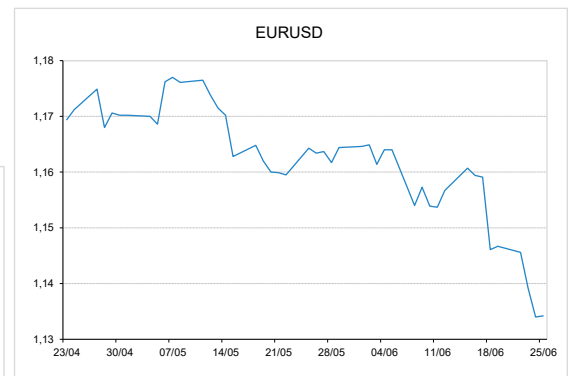
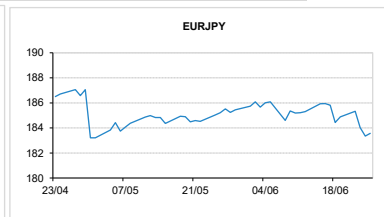
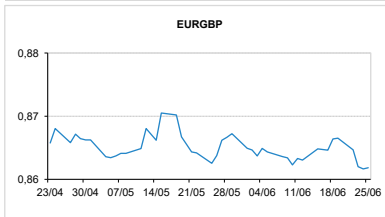


COMMODITIES	LAST	Var. 1D	Var. 1M	BONDS	YIELD	1D (bps)	1M (bps)
BRENT	74,61	0,87	-18,81	OT 2Y	2,515	-0,02	-8,40
JETFUEL	921,00	-1,50	-330,75	OT 5Y	2,764	0,00	-7,30
DIESEL	895,25	-3,25	-259,50	OT 10Y	3,236	0,00	-11,10
COBRE	13.026,50	-284,50	-581,00	BUND 10Y	2,819	-1,00	-13,20
ZINCO	3.427,78	-66,09	-121,39	SCHATZ 2Y	2,888	-1,50	-8,20
OURO	4.038,31	38,90	-532,19	T-NOTE 10Y	4,716	-1,68	-6,80
TRIGO	596,25	0,25	-63,00	T-NOTE 2Y	4,344	-3,03	4,70
LICENÇA C02	80,69	-0,09	3,94	GILT 10Y	5,317	2,08	-25,00



CAMBIAL

CAMBIAL	FIXING	Var. 1D	Var. 1M	FW 3M	FW 6M	FW 12M
EUR/USD	1,1342	0,02%	-2,59%	1,1386	1,1430	1,1522
EUR/GBP	0,86183	-0,02%	0,08%	0,86515	0,86839	0,87515
EUR/JPY	183,570	-0,12%	0,80%	183,563	183,557	183,544
EUR/CHF	0,9214	0,13%	-1,13%	0,9157	0,9098	0,8981
EUR/BRL	5,8947	0,12%	-0,89%	6,0466	6,1878	6,4888
EUR/PLN	4,2829	0,07%	-1,23%	4,2996	4,3151	4,3467



FIXINGS CONTRA USD e EUR

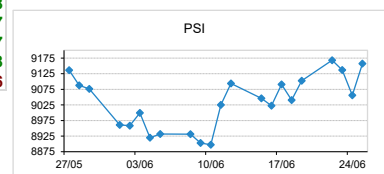
	EUR	USD	GBP	JPY	CHF	SEK	DKK	CAD	AUD	BRL	NOK
EUR	-	1,1342	0,8618	183,57	0,9214	11,0585	7,4745	1,6157	1,64532	5,8947	11,2039
USD	0,8789	-	0,7573	161,64	0,8098	9,7136	6,5694	1,4201	1,4479	5,1891	9,8624

ACCIONISTA

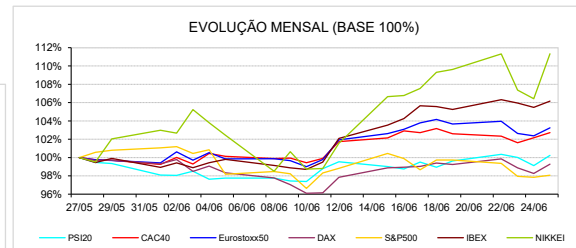
TITULO	COTAÇÃO	1D %	YTD %
ALTRI	4,875	0,00	8,33
BCP	1,024	0,00	14,26
CORT. AMORIM	6,400	0,63	-3,18
CTT	5,915	0,42	-20,39
EDP	4,506	2,78	15,10
EDP R	13,670	2,86	13,54
GALP	18,410	0,33	25,84
IBERSOL	9,880	0,30	-0,20
J MARTINS	17,390	-0,63	-14,17
MOTA ENGL	4,780	1,92	-3,40
NAVIGATOR	3,422	0,65	8,98
NOS	5,205	-0,29	32,18
REN	3,735	1,91	16,17
SEMAPA	21,500	0,47	2,87
SONAE SGPS	2,055	1,73	27,48
TEIX. DUARTE	0,551	6,78	-13,36

MAIORES GANHOS/PERDAS

Título	Variação %
TEIX. DUARTE	6,78
EDP R	2,86
EDP	2,78
MOTA ENGL	1,92
REN	1,91
NOS	-0,29
J MARTINS	-0,63



ÍNDICE	LAST	Var. 1D	YTD%	MAX Anual	MIN Anual
PSI	9.157,33	1,12%	10,81%	9.516,43	7.391,60
CAC40	8.431,61	0,55%	3,46%	8.642,23	7.505,27
ESTX 50 PR	6.267,53	0,85%	8,22%	6.337,22	5.154,83
XTRA DAX	24.994,83	1,03%	2,06%	25.507,79	21.863,81
S&P 500	7.374,18	0,24%	7,74%	7.620,90	6.080,09
IBEX 35	19.513,60	0,64%	12,74%	19.575,30	13.789,10
NIKKEI 225	72.366,34	4,61%	43,76%	72.831,73	39.056,14



A informação mencionada é meramente indicativa e reflete o mercado pelas 16h30. As opiniões emitidas não podem ser entendidas como conselho ou recomendação para a prática de qualquer acto. A informação foi recolhida de fontes consideradas fiáveis, não se responsabilizando, no entanto, o CaixaBI por quaisquer incorreções que as mesmas possam conter. Para mais informações, contactar a Sala de Mercados