

AGRE - ASSESSORIA E GESTÃO DE RISCO A EMPRESAS

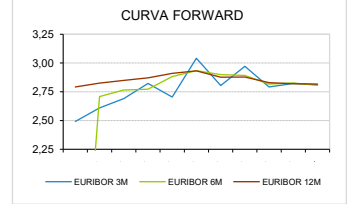
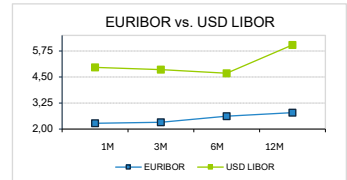
derivados.caixabi@caixabi.pt - 21 313 73 26

RENDA FIXA

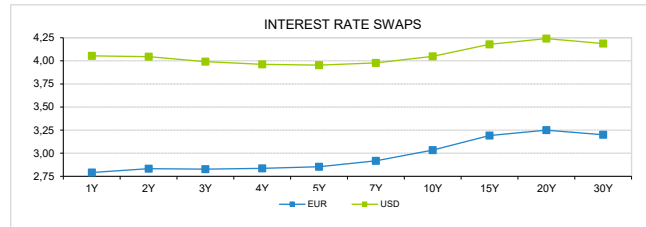
| INTERBANK OFFERED RATES | | | | | | | | | |
|-------------------------|--------|----------|----------|-----------|------------|----------|----------|--------|---------|
| EURIBOR | FIXING | 1D (bps) | 1M (bps) | USD LIBOR | LAST PRICE | 1D (bps) | 1M (bps) | GBP | CHF |
| 1M | 2,2780 | -1 | 30 | 1M | 4,9602 | 0 | -35 | 3,7404 | -0,1000 |
| 3M | 2,3300 | -6 | 13 | 3M | 4,8537 | 0 | -42 | 3,7826 | 0,0482 |
| 6M | 2,6220 | 2 | 0 | 6M | 4,6821 | -1 | -45 | 3,8861 | 0,0800 |
| 12M | 2,7890 | 4 | -6 | 12M | 6,0414 | 8 | 31 | 4,0517 | 0,2275 |

| INTEREST RATE SWAPS | | | | | | |
|---------------------|--------|----------|----------|--------|--------|--------|
| EUR | LAST | 1D (bps) | 1M (bps) | 1Y | 3Y | 5Y |
| 1Y | 2,7913 | 3 | -5 | 2,8775 | 2,8578 | 3,0398 |
| 2Y | 2,8330 | 5 | -12 | 2,8470 | 2,8951 | 3,0930 |
| 3Y | 2,8280 | 5 | -15 | 2,8510 | 2,9410 | 3,1470 |
| 4Y | 2,8355 | 5 | -16 | 2,8700 | 2,9910 | 3,1960 |
| 5Y | 2,8541 | 5 | -17 | 2,9020 | 3,0420 | 3,2395 |
| 7Y | 2,9173 | 6 | -18 | 2,9820 | 3,1340 | 3,3190 |
| 10Y | 3,0330 | 6 | -19 | 3,1020 | 3,2500 | 3,4020 |
| 15Y | 3,1907 | 6 | -17 | 3,2455 | 3,3440 | 3,4280 |
| 20Y | 3,2497 | 6 | -14 | 3,2821 | 3,3380 | 3,3790 |
| 30Y | 3,2008 | 7 | -9 | 3,2120 | 3,2260 | 3,2300 |

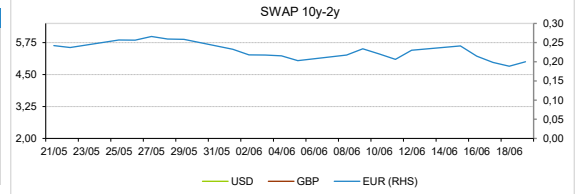
| TAXA DE REFERENCIA BANCO CENTRAL | |
|----------------------------------|-------|
| Zona Euro | 2,40 |
| EUA | 3,75 |
| Reino Unido | 3,75 |
| Japão | 1,00 |
| Canadá | 2,25 |
| Suíça | -0,75 |
| China | 5,75 |
| Brasil | 14,25 |
| Austrália | 4,35 |
| Índia | 3,00 |



| INTEREST RATE SWAPS | | | | FORWARDS | | |
|---------------------|--------|----------|----------|----------|--------|--------|
| USD | LAST | 1D (bps) | 1M (bps) | 1Y | 3Y | 5Y |
| 1Y | 4,0540 | 1 | 19 | 4,0590 | 3,8590 | 4,0180 |
| 2Y | 4,0457 | 0 | 7 | 3,9740 | 3,8810 | 4,0530 |
| 3Y | 3,9922 | 0 | 0 | 3,9370 | 3,9250 | 4,0930 |
| 4Y | 3,9628 | 0 | -5 | 3,9290 | 3,9640 | 4,1350 |
| 5Y | 3,9540 | 0 | -9 | 3,9460 | 4,0040 | 4,1650 |
| 7Y | 3,9780 | 0 | -14 | 3,9940 | 4,0760 | 4,2310 |
| 10Y | 4,0495 | 0 | -19 | 4,0780 | 4,1780 | 4,3210 |
| 15Y | 4,1790 | 0 | -23 | 4,2010 | 4,2740 | 4,3710 |
| 20Y | 4,2413 | 0 | -23 | 4,2440 | 4,2790 | 4,3320 |
| 30Y | 4,1870 | 0 | -24 | 4,1730 | 4,1660 | 4,1690 |

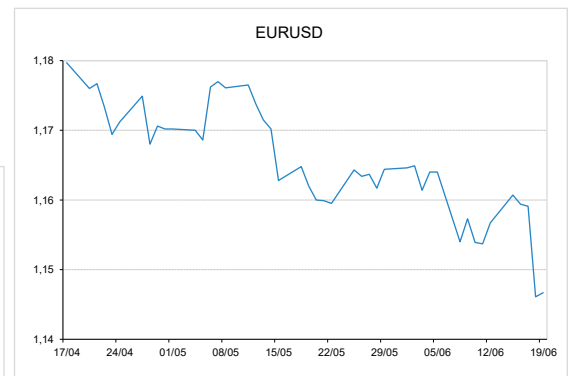
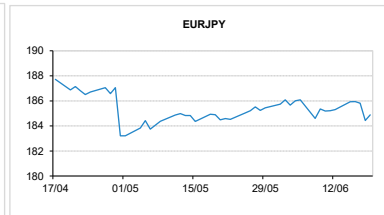
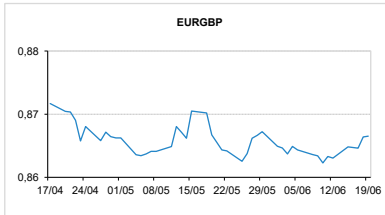


| COMMODITIES | LAST | Var. 1D | Var. 1M | BONDS | YIELD | 1D (bps) | 1M (bps) |
|-------------|-----------|---------|---------|------------|-------|----------|----------|
| BRENT | 80,47 | 0,62 | -26,24 | OT 2Y | 2,618 | 0,04 | -6,20 |
| JETFUEL | 919,25 | -47,50 | -454,75 | OT 5Y | 2,863 | 0,05 | -7,40 |
| DIESEL | 880,75 | -39,75 | -378,25 | OT 10Y | 3,345 | 0,05 | -11,70 |
| COBRE | 13.655,00 | -124,00 | 103,00 | BUND 10Y | 2,949 | 6,76 | -13,80 |
| ZINCO | 3.641,52 | 57,65 | 116,43 | SCHATZ 2Y | 3,003 | 4,25 | -5,00 |
| OURO | 4.150,96 | -59,01 | -331,65 | T-NOTE 10Y | 4,812 | 3,38 | -2,40 |
| TRIGO | 614,00 | -7,25 | -63,75 | T-NOTE 2Y | 4,459 | 3,44 | 14,80 |
| LICENÇA C02 | 80,59 | 0,58 | 5,62 | GILT 10Y | 5,511 | 13,49 | -23,40 |



CAMBIAL

| CAMBIAL | FIXING | Var. 1D | Var. 1M | FW 3M | FW 6M | FW 12M |
|---------|---------|---------|---------|---------|---------|---------|
| EUR/USD | 1,1467 | 0,05% | -1,32% | 1,1511 | 1,1555 | 1,1647 |
| EUR/GBP | 0,86653 | -0,02% | 0,02% | 0,86987 | 0,87311 | 0,88003 |
| EUR/JPY | 184,880 | -0,24% | 0,01% | 184,873 | 184,866 | 184,853 |
| EUR/CHF | 0,9263 | -0,51% | -1,16% | 0,9205 | 0,9145 | 0,9023 |
| EUR/BRL | 5,8947 | 0,40% | -0,60% | 6,0489 | 6,1983 | 6,5156 |
| EUR/PLN | 4,2588 | 0,00% | -0,17% | 4,2754 | 4,2912 | 4,3251 |



FIXINGS CONTRA USD e EUR

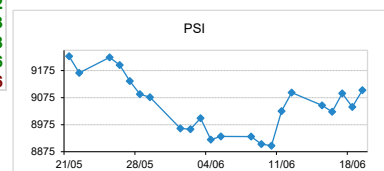
| | EUR | USD | GBP | JPY | CHF | SEK | DKK | CAD | AUD | BRL | NOK |
|-----|--------|--------|--------|--------|--------|---------|--------|--------|---------|--------|---------|
| EUR | - | 1,1467 | 0,8665 | 184,88 | 0,9263 | 10,9885 | 7,4749 | 1,6258 | 1,63554 | 5,8947 | 11,1095 |
| USD | 0,8720 | - | 0,7559 | 161,2 | 0,8076 | 9,5791 | 6,5182 | 1,4176 | 1,4263 | 5,1355 | 9,6885 |

ACCIONISTA

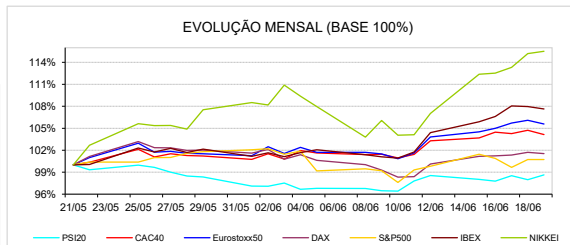
| TITULO | COTAÇÃO | 1D % | YTD % |
|--------------|---------|-------|--------|
| ALTRI | 4,975 | 0,20 | 10,56 |
| BOP | 1,035 | 0,88 | 15,43 |
| CORT. AMORIM | 6,520 | -0,91 | -1,36 |
| CTT | 6,015 | 0,17 | -19,04 |
| EDP | 4,407 | 0,27 | 12,57 |
| EDP R | 13,670 | 1,11 | 13,54 |
| GALP | 18,520 | 1,12 | 26,59 |
| IBERSOL | 10,040 | -2,52 | 1,41 |
| J MARTINS | 17,410 | 0,12 | -14,07 |
| MOTA ENGL | 4,650 | 1,13 | -6,02 |
| NAVIGATOR | 3,478 | 0,06 | 10,76 |
| NOS | 5,230 | 0,58 | 32,82 |
| REN | 3,605 | 2,27 | 12,13 |
| SEMAPA | 22,150 | 0,23 | 5,98 |
| SONAE SGPS | 1,966 | 0,20 | 21,96 |
| TEIX. DUARTE | 0,497 | 4,63 | -21,86 |

MAIORES GANHOS/PERDAS

| Título | Variação % |
|--------------|------------|
| TEIX. DUARTE | 4,63 |
| REN | 2,27 |
| MOTA ENGL | 1,13 |
| GALP | 1,12 |
| EDP R | 1,11 |
| CORT. AMORI | -0,91 |
| IBERSOL | -2,52 |



| ÍNDICE | LAST | Var. 1D | YTD% | MAX Anual | MIN Anual |
|------------|-----------|---------|--------|-----------|-----------|
| PSI | 9.102,60 | 0,69% | 10,15% | 9.516,43 | 7.371,02 |
| CAC40 | 8.421,14 | -0,55% | 3,33% | 8.642,23 | 7.505,27 |
| ESTX 50 PR | 6.293,13 | -0,48% | 8,66% | 6.337,22 | 5.154,83 |
| XTRA DAX | 24.985,82 | -0,16% | 2,02% | 25.507,79 | 21.863,81 |
| S&P 500 | 7.500,58 | 1,08% | 9,57% | 7.620,90 | 5.943,23 |
| IBEX 35 | 19.347,40 | -0,29% | 11,78% | 19.439,70 | 13.737,20 |
| NIKKEI 225 | 71.250,06 | 0,28% | 41,54% | 71.952,99 | 38.026,32 |



A informação mencionada é meramente indicativa e reflete o mercado pelas 16h30. As opiniões emitidas não podem ser entendidas como conselho ou recomendação para a prática de qualquer acto. A informação foi recolhida de fontes consideradas fiáveis, não se responsabilizando, no entanto, o CaixaBI por quaisquer incorreções que as mesmas possam conter. Para mais informações, contactar a Sala de Mercados