

AGRE - ACESSORIA E GESTÃO DE RISCO A EMPRESAS

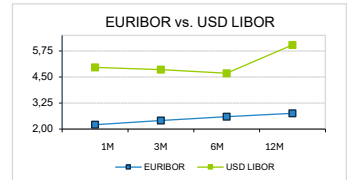
derivados.caixabi@caixabi.pt - 21 313 73 26

RENDA FIXA

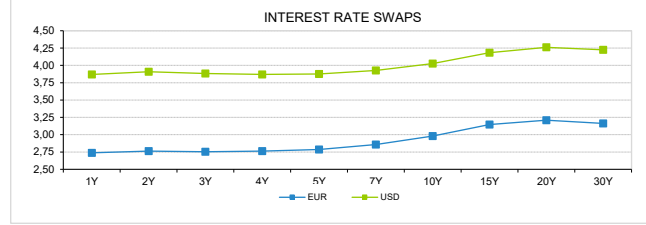
INTERBANK OFFERED RATES									
EURIBOR	FIXING	1D (bps)	1M (bps)	USD LIBOR	LAST PRICE	1D (bps)	1M (bps)	GBP	CHF
1M	2,2090	4	26	1M	4,9602	0	-35	3,7418	-0,0500
3M	2,4080	0	18	3M	4,8537	0	-42	3,7833	-0,0050
6M	2,5920	-1	3	6M	4,6821	-1	-45	3,8712	0,0650
12M	2,7550	-4	-6	12M	6,0414	8	31	4,0220	0,2050

INTEREST RATE SWAPS						
EUR	LAST	1D (bps)	1M (bps)	1Y	3Y	5Y
1Y	2,7383	-1	-8	2,7880	2,7955	2,9970
2Y	2,7630	-1	-16	2,7620	2,8360	3,0540
3Y	2,7540	-2	-19	2,7720	2,8870	3,1080
4Y	2,7632	-2	-20	2,7970	2,9420	3,1570
5Y	2,7853	-3	-21	2,8352	2,9947	3,2055
7Y	2,8569	-3	-22	2,9230	3,0910	3,2860
10Y	2,9804	-3	-20	3,0520	3,2120	3,3710
15Y	3,1460	-4	-19	3,2027	3,3105	3,4000
20Y	3,2090	-4	-16	3,2430	3,3040	3,3492
30Y	3,1624	-4	-11	3,1740	3,1940	3,2019

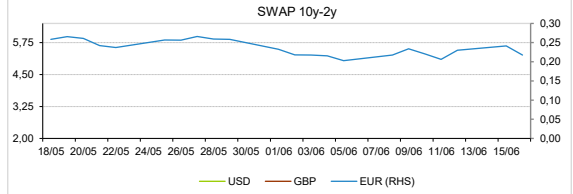
TAXA DE REFERENCIA BANCO CENTRAL	
Zona Euro	2,40
EUA	3,75
Reino Unido	3,75
Japão	1,00
Canadá	2,25
Suíça	-0,75
China	5,75
Brasil	14,50
Austrália	4,35
Índia	3,00



INTEREST RATE SWAPS				FORWARDS		
USD	LAST	1D (bps)	1M (bps)	1Y	3Y	5Y
1Y	3,8703	0	6	3,9410	3,8300	4,0310
2Y	3,9087	-2	1	3,8870	3,8660	4,0790
3Y	3,8835	-3	-3	3,8690	3,9190	4,1270
4Y	3,8702	-3	-6	3,8770	3,9690	4,1700
5Y	3,8751	-4	-8	3,9055	4,0160	4,2150
7Y	3,9266	-4	-11	3,9760	4,1050	4,2970
10Y	4,0263	-4	-14	4,0860	4,2280	4,3980
15Y	4,1844	-5	-16	4,2370	4,3400	4,4570
20Y	4,2608	-5	-16	4,2920	4,3520	4,4210
30Y	4,2246	-5	-16	4,2320	4,2440	4,2600

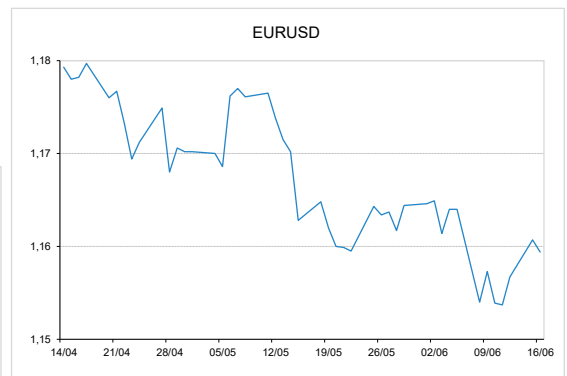
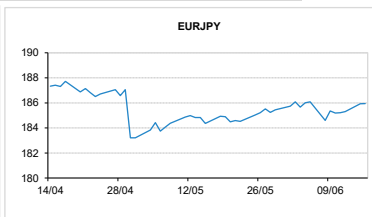
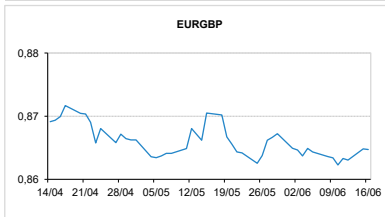


COMMODITIES	LAST	Var. 1D	Var. 1M	BONDS	YIELD	1D (bps)	1M (bps)
BRENT	79,56	-3,61	-25,18	OT 2Y	2,543	0,00	-23,30
JETFUEL	993,25	-40,00	-349,50	OT 5Y	2,796	-0,01	-23,20
DIESEL	951,25	-40,75	-275,50	OT 10Y	3,294	-0,02	-25,20
COBRE	13.796,50	47,00	190,00	BUND 10Y	2,903	-1,92	-22,80
ZINCO	3.571,04	-0,70	40,53	SCHATZ 2Y	2,940	0,75	-17,80
OURO	4.328,57	16,88	-238,10	T-NOTE 10Y	4,752	-2,25	-11,50
TRIGO	607,00	6,50	-42,75	T-NOTE 2Y	4,315	-0,81	-3,30
LICENÇA C02	79,89	-0,13	4,29	GILT 10Y	5,466	-2,54	-53,40



CAMBIAL

CAMBIAL	FIXING	Var. 1D	Var. 1M	FW 3M	FW 6M	FW 12M
EUR/USD	1,1594	-0,11%	-0,46%	1,1637	1,1676	1,1760
EUR/GBP	0,86471	0,01%	0,63%	0,86807	0,87136	0,87833
EUR/JPY	185,940	-0,01%	-0,54%	185,933	185,926	185,912
EUR/CHF	0,9208	0,01%	-0,71%	0,9151	0,9091	0,8972
EUR/BRL	5,8993	-0,57%	-1,37%	6,0535	6,2029	6,5099
EUR/PLN	4,2400	0,26%	0,04%	4,2564	4,2716	4,3034



FIXINGS CONTRA USD e EUR

	EUR	USD	GBP	JPY	CHF	SEK	DKK	CAD	AUD	BRL	NOK
EUR	-	1,1594	0,8647	185,94	0,9208	10,8815	7,4748	1,6239	1,64157	5,8993	11,0108
USD	0,8616	-	0,7449	160,4	0,7933	9,3712	6,4405	1,3988	1,4130	5,0962	9,4809

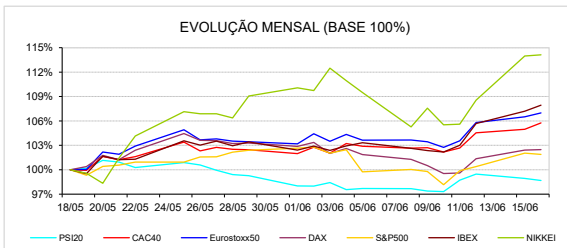
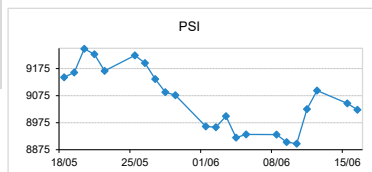
ACCIONISTA

TITULO	COTAÇÃO	1D %	YTD %
ALTRI	5,070	-0,59	12,67
BCP	0,988	1,69	10,22
CORT. AMORIM	6,620	0,76	0,15
CTT	6,000	-0,50	-19,25
EDP	4,373	-1,26	11,70
EDP R	13,310	-1,26	10,55
GALP	18,445	0,05	26,08
IBERSOL	10,500	-0,94	6,06
J MARTINS	17,670	0,06	-12,78
MOTA ENGIL	4,714	-2,80	-4,73
NAVIGATOR	3,516	-0,51	11,97
NOS	5,260	-1,13	33,58
REN	3,560	0,71	10,73
SEMAPA	22,500	-2,81	7,66
SONAE SGPS	1,974	0,00	22,46
TEIX. DUARTE	0,460	-2,13	-27,67

MAIORES GANHOS/PERDAS

Título	Variação %
BCP	1,69
CORT. AMORI	0,76
REN	0,71
J MARTINS	0,06
GALP	0,05
EDP R	-1,26
EDP	-1,26
TEIX. DUARTE	-2,13
MOTA ENGIL	-2,80
SEMAPA	-2,81

ÍNDICE	LAST	Var. 1D	YTD%	MAX Anual	MIN Anual
PSI	9.022,42	-0,26%	9,18%	9.516,43	7.367,12
CAC40	8.447,27	0,75%	3,65%	8.642,23	7.505,27
ESTX 50 PR	6.257,42	0,45%	8,05%	6.294,68	5.154,83
XTRA DAX	24.910,41	0,07%	1,71%	25.507,79	21.863,81
S&P 500	7.542,05	-0,15%	10,19%	7.620,90	5.943,23
IBEX 35	19.163,60	0,69%	10,72%	19.163,60	13.737,20
NIKKEI 225	69.404,50	0,13%	37,87%	70.020,68	38.026,32



A informação mencionada é meramente indicativa e reflete o mercado pelas 16h30. As opiniões emitidas não podem ser entendidas como conselho ou recomendação para a prática de qualquer acto. A informação foi recolhida de fontes consideradas fiáveis, não se responsabilizando, no entanto, o CaixaBI por quaisquer incorreções que as mesmas possam conter. Para mais informações, contactar a Sala de Mercados