

AGRE - ASSESSORIA E GESTÃO DE RISCO A EMPRESAS

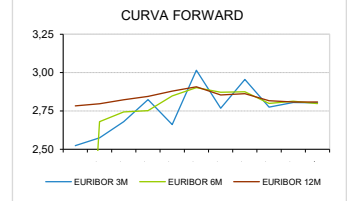
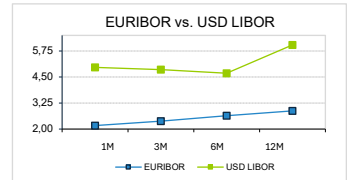
derivados.caixabi@caixabi.pt - 21 313 73 26

RENDA FIXA

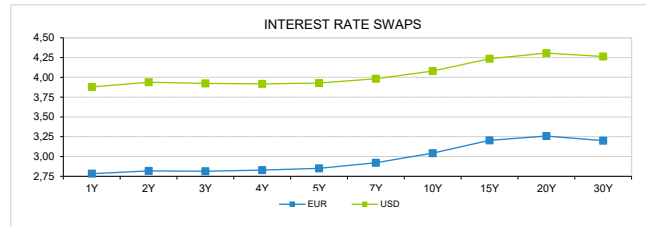
| INTERBANK OFFERED RATES | | | | | | | | | |
|-------------------------|--------|----------|----------|-----------|------------|----------|----------|--------|---------|
| EURIBOR | FIXING | 1D (bps) | 1M (bps) | USD LIBOR | LAST PRICE | 1D (bps) | 1M (bps) | GBP | CHF |
| 1M | 2,1670 | 4 | 20 | 1M | 4,9602 | 0 | -35 | 3,7480 | -0,1050 |
| 3M | 2,3800 | -2 | 13 | 3M | 4,8537 | 0 | -42 | 3,8112 | 0,0175 |
| 6M | 2,6390 | 2 | 15 | 6M | 4,6821 | -1 | -45 | 3,9502 | 0,0800 |
| 12M | 2,8740 | 3 | 8 | 12M | 6,0414 | 8 | 31 | 4,1766 | 0,2375 |

| INTEREST RATE SWAPS | | | | | | |
|---------------------|--------|----------|----------|--------|--------|--------|
| EUR | LAST | 1D (bps) | 1M (bps) | 1Y | 3Y | 5Y |
| 1Y | 2,7830 | -3 | 1 | 2,8524 | 2,8673 | 3,0610 |
| 2Y | 2,8180 | -5 | -8 | 2,8308 | 2,9080 | 3,1140 |
| 3Y | 2,8152 | -5 | -9 | 2,8430 | 2,9580 | 3,1730 |
| 4Y | 2,8275 | -5 | -9 | 2,8690 | 3,0100 | 3,2190 |
| 5Y | 2,8509 | -4 | -9 | 2,9054 | 3,0610 | 3,2650 |
| 7Y | 2,9216 | -4 | -9 | 2,9920 | 3,1550 | 3,3470 |
| 10Y | 3,0431 | -3 | -8 | 3,1170 | 3,2740 | 3,4266 |
| 15Y | 3,2050 | -2 | -7 | 3,2604 | 3,3620 | 3,4432 |
| 20Y | 3,2590 | -1 | -5 | 3,2920 | 3,3477 | 3,3865 |
| 30Y | 3,2000 | 0 | -3 | 3,2108 | 3,2249 | 3,2260 |

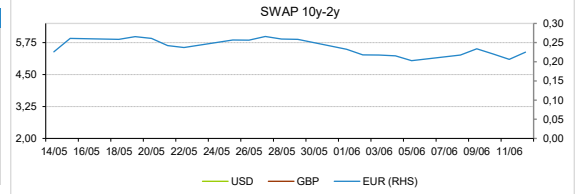
| TAXA DE REFERENCIA BANCO CENTRAL | |
|----------------------------------|-------|
| Zona Euro | 2,40 |
| EUA | 3,75 |
| Reino Unido | 3,75 |
| Japão | 0,75 |
| Canadá | 2,25 |
| Suíça | -0,75 |
| China | 5,75 |
| Brasil | 14,50 |
| Austrália | 4,35 |
| Índia | 3,00 |



| INTEREST RATE SWAPS | | | | FORWARDS | | |
|---------------------|--------|----------|----------|----------|--------|--------|
| USD | LAST | 1D (bps) | 1M (bps) | 1Y | 3Y | 5Y |
| 1Y | 3,8790 | 1 | 9 | 4,0000 | 3,8940 | 4,0840 |
| 2Y | 3,9370 | 1 | 11 | 3,9510 | 3,9330 | 4,1300 |
| 3Y | 3,9234 | 1 | 11 | 3,9330 | 3,9820 | 4,1750 |
| 4Y | 3,9173 | 2 | 10 | 3,9420 | 4,0290 | 4,2150 |
| 5Y | 3,9275 | 2 | 9 | 3,9690 | 4,0730 | 4,2580 |
| 7Y | 3,9816 | 2 | 6 | 4,0340 | 4,1560 | 4,3410 |
| 10Y | 4,0797 | 2 | 4 | 4,1390 | 4,2780 | 4,4400 |
| 15Y | 4,2345 | 2 | 1 | 4,2850 | 4,3840 | 4,4950 |
| 20Y | 4,3066 | 2 | -1 | 4,3360 | 4,3900 | 4,4530 |
| 30Y | 4,2634 | 2 | -2 | 4,2660 | 4,2740 | 4,2850 |

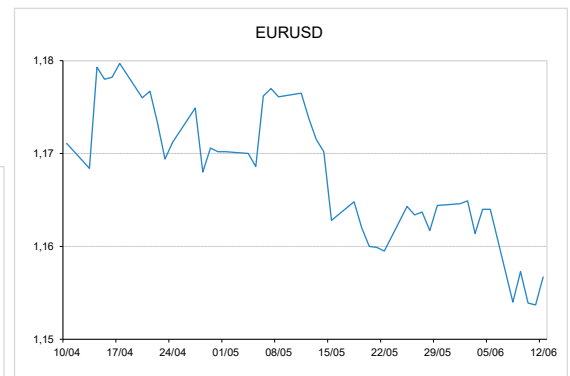
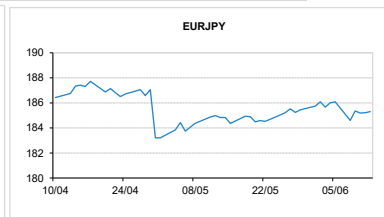
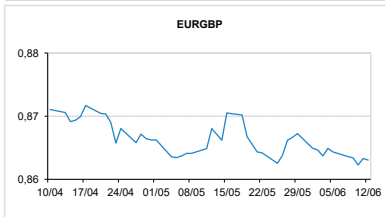


| COMMODITIES | LAST | Var. 1D | Var. 1M | BONDS | YIELD | 1D (bps) | 1M (bps) |
|-------------|-----------|---------|---------|------------|-------|----------|----------|
| BRENT | 87,08 | -3,30 | -16,75 | OT 2Y | 2,592 | -0,06 | -12,90 |
| JETFUEL | 1.115,75 | -2,25 | -181,01 | OT 5Y | 2,860 | -0,05 | -9,60 |
| DIESEL | 1.053,00 | -8,50 | -130,25 | OT 10Y | 3,362 | -0,05 | -10,10 |
| COBRE | 13.575,00 | -33,00 | -460,50 | BUND 10Y | 2,965 | -3,15 | -12,10 |
| ZINCO | 3.479,44 | 7,51 | -7,47 | SCHATZ 2Y | 2,980 | -5,01 | -12,30 |
| OURO | 4.211,81 | -0,45 | -503,32 | T-NOTE 10Y | 4,782 | 0,94 | 1,90 |
| TRIGO | 590,50 | 3,75 | -88,50 | T-NOTE 2Y | 4,335 | 0,40 | 9,40 |
| LICENÇA C02 | 77,35 | 0,21 | 1,54 | GILT 10Y | 5,519 | -8,24 | -34,10 |



CAMBIAL

| CAMBIAL | FIXING | Var. 1D | Var. 1M | FW 3M | FW 6M | FW 12M |
|---------|---------|---------|---------|---------|---------|---------|
| EUR/USD | 1,1567 | 0,26% | -1,46% | 1,1610 | 1,1649 | 1,1731 |
| EUR/GBP | 0,86305 | 0,03% | 0,58% | 0,86645 | 0,86974 | 0,87674 |
| EUR/JPY | 185,300 | -0,05% | -0,17% | 185,293 | 185,286 | 185,272 |
| EUR/CHF | 0,9219 | -0,18% | -0,62% | 0,9162 | 0,9102 | 0,8983 |
| EUR/BRL | 5,8702 | 0,53% | -2,12% | 6,0246 | 6,1730 | 6,4806 |
| EUR/PLN | 4,2443 | 0,10% | 0,17% | 4,2606 | 4,2756 | 4,3095 |



FIXINGS CONTRA USD e EUR

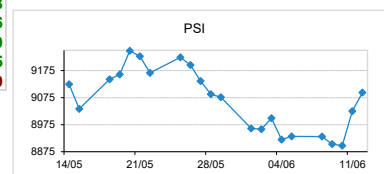
| | EUR | USD | GBP | JPY | CHF | SEK | DKK | CAD | AUD | BRL | NOK |
|-----|--------|--------|--------|--------|--------|---------|--------|--------|---------|--------|---------|
| EUR | - | 1,1567 | 0,8631 | 185,30 | 0,9219 | 10,8982 | 7,4745 | 1,6172 | 1,64213 | 5,8702 | 11,0003 |
| USD | 0,8639 | - | 0,7456 | 160,21 | 0,7964 | 9,4162 | 6,4569 | 1,3971 | 1,4186 | 5,0747 | 9,5001 |

ACCIONISTA

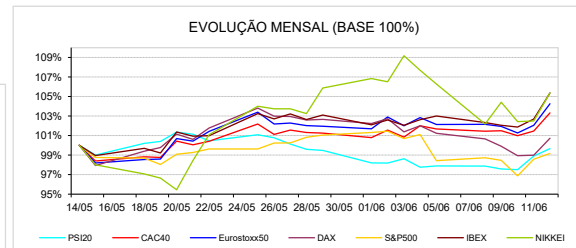
| TITULO | COTAÇÃO | 1D % | YTD % |
|--------------|---------|-------|--------|
| ALTRI | 5,030 | 1,00 | 11,78 |
| BCP | 0,950 | 3,62 | 6,00 |
| CORT. AMORIM | 6,570 | -0,30 | -0,61 |
| CTT | 5,990 | 4,36 | -19,38 |
| EDP | 4,467 | -0,33 | 14,10 |
| EDP R | 13,630 | -0,73 | 13,21 |
| GALP | 19,120 | -2,77 | 30,69 |
| IBERSOL | 10,420 | 2,16 | 5,25 |
| J MARTINS | 17,760 | 0,45 | -12,34 |
| MOTA ENGL | 4,782 | 5,75 | -3,35 |
| NAVIGATOR | 3,554 | 1,54 | 13,18 |
| NOS | 5,400 | 0,84 | 37,13 |
| REN | 3,545 | 1,29 | 10,26 |
| SEMAPA | 23,950 | 2,57 | 14,59 |
| SONAE SGPS | 1,982 | 0,51 | 22,95 |
| TEIX. DUARTE | 0,465 | 7,76 | -26,89 |

MAIORES GANHOS/PERDAS

| Título | Variação % |
|--------------|------------|
| TEIX. DUARTE | 7,76 |
| MOTA ENGL | 5,75 |
| CTT | 4,36 |
| BCP | 3,62 |
| SEMAPA | 2,57 |
| CORT. AMORI | -0,30 |
| EDP | -0,33 |
| EDP R | -0,73 |
| GALP | -2,77 |



| ÍNDICE | LAST | Var. 1D | YTD% | MAX Anual | MIN Anual |
|------------|-----------|---------|--------|-----------|-----------|
| PSI | 9.093,82 | 0,76% | 10,05% | 9.516,43 | 7.367,12 |
| CAC40 | 8.350,87 | 1,83% | 2,47% | 8.642,23 | 7.505,27 |
| ESTX 50 PR | 6.187,63 | 2,16% | 6,84% | 6.202,40 | 5.154,83 |
| XTRA DAX | 24.635,30 | 1,76% | 0,59% | 25.507,79 | 21.863,81 |
| S&P 500 | 7.435,19 | 0,61% | 8,67% | 7.620,90 | 5.943,23 |
| IBEX 35 | 18.764,40 | 2,59% | 8,42% | 18.796,30 | 13.737,20 |
| NIKKEI 225 | 66.020,04 | 2,81% | 31,15% | 68.786,49 | 37.540,20 |



A informação mencionada é meramente indicativa e reflete o mercado pelas 16h30. As opiniões emitidas não podem ser entendidas como conselho ou recomendação para a prática de qualquer acto. A informação foi recolhida de fontes consideradas fiáveis, não se responsabilizando, no entanto, o CaixaBI por quaisquer incorreções que as mesmas possam conter. Para mais informações, contactar a Sala de Mercados