

**AGRE - ASSESSORIA E GESTÃO DE RISCO A EMPRESAS**

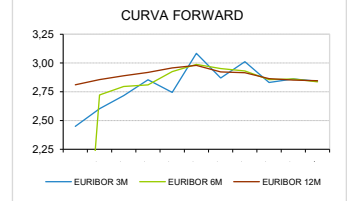
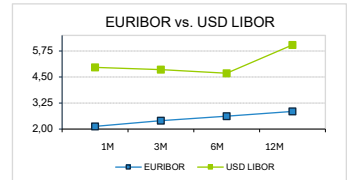
derivados.caixabi@caixabi.pt - 21 313 73 26

**RENDA FIXA**

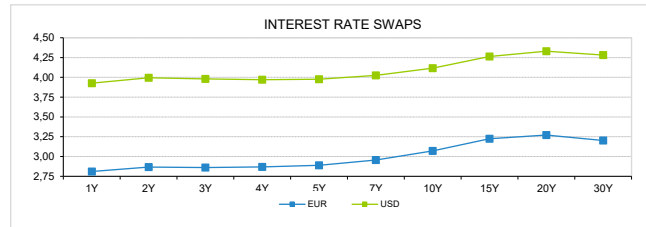
INTERBANK OFFERED RATES									
EURIBOR	FIXING	1D (bps)	1M (bps)	USD LIBOR	LAST PRICE	1D (bps)	1M (bps)	GBP	CHF
1M	2,1290	4	18	1M	4,9602	0	-35	3,7450	-0,0450
3M	2,4010	0	15	3M	4,8537	0	-42	3,8061	0,0500
6M	2,6170	3	13	6M	4,6821	-1	-45	3,9383	0,0900
12M	2,8460	1	7	12M	6,0414	8	31	4,1535	0,2725

INTEREST RATE SWAPS						
EUR	LAST	1D (bps)	1M (bps)	1Y	3Y	5Y
1Y	2,8110	-1	7	2,9226	2,8966	3,0870
2Y	2,8661	-4	3	2,8851	2,9365	3,1379
3Y	2,8598	-4	3	2,8890	2,9860	3,1890
4Y	2,8687	-5	2	2,9100	3,0341	3,2390
5Y	2,8894	-5	2	2,9440	3,0851	3,2818
7Y	2,9554	-5	1	3,0230	3,1750	3,3580
10Y	3,0715	-5	1	3,1431	3,2875	3,4345
15Y	3,2246	-5	0	3,2779	3,3691	3,4431
20Y	3,2712	-5	1	3,3006	3,3466	3,3787
30Y	3,2015	-5	1	3,2102	3,2175	3,2144

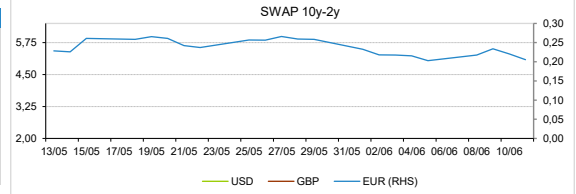
TAXA DE REFERENCIA BANCO CENTRAL	
Zona Euro	2,40
EUA	3,75
Reino Unido	3,75
Japão	0,75
Canadá	2,25
Suíça	-0,75
China	5,75
Brasil	14,50
Austrália	4,35
Índia	3,00



INTEREST RATE SWAPS				FORWARDS		
USD	LAST	1D (bps)	1M (bps)	1Y	3Y	5Y
1Y	3,9265	0	16	4,0640	3,9360	4,1060
2Y	3,9951	-1	21	4,0070	3,9680	4,1520
3Y	3,9810	-1	22	3,9840	4,0120	4,1980
4Y	3,9708	-2	20	3,9880	4,0560	4,2420
5Y	3,9766	-2	19	4,0100	4,1000	4,2820
7Y	4,0248	-3	15	4,0710	4,1820	4,3610
10Y	4,1154	-3	11	4,1715	4,2980	4,4530
15Y	4,2631	-3	7	4,3070	4,3960	4,5010
20Y	4,3303	-3	5	4,3525	4,4000	4,4590
30Y	4,2807	-3	2	4,2820	4,2850	4,2930

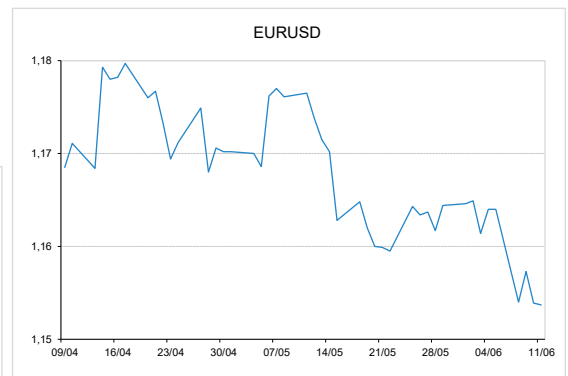
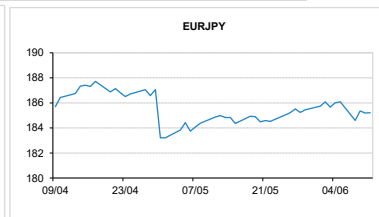
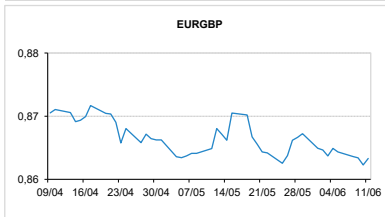


COMMODITIES	LAST	Var. 1D	Var. 1M	BONDS	YIELD	1D (bps)	1M (bps)
BRENT	93,79	0,69	-6,60	OT 2Y	2,654	-0,04	-8,20
JETFUEL	1.118,00	3,75	-154,25	OT 5Y	2,913	-0,05	-5,80
DIESEL	1.061,50	22,00	-134,75	OT 10Y	3,411	-0,05	-6,50
COBRE	13.449,00	-99,50	-57,50	BUND 10Y	2,996	-4,38	-8,20
ZINCO	3.471,93	-66,30	38,42	SCHATZ 2Y	3,035	-4,01	-5,80
OURO	4.091,07	18,76	-645,10	T-NOTE 10Y	4,825	-1,13	6,80
TRIGO	589,75	2,25	-44,25	T-NOTE 2Y	4,394	0,40	14,90
LICENÇA C02	77,27	-0,23	0,09	GILT 10Y	5,605	-3,14	-28,90



**CAMBIAL**

CAMBIAL	FIXING	Var. 1D	Var. 1M	FW 3M	FW 6M	FW 12M
EUR/USD	1,1537	-0,02%	-1,94%	1,1580	1,1618	1,1699
EUR/GBP	0,8633	-0,12%	0,18%	0,86672	0,87009	0,87731
EUR/JPY	185,210	-0,01%	-0,18%	185,203	185,196	185,181
EUR/CHF	0,9219	0,07%	-0,58%	0,9163	0,9102	0,8982
EUR/BRL	5,9249	0,97%	-2,72%	6,0805	6,2309	6,5455
EUR/PLN	4,2584	-0,19%	-0,43%	4,2748	4,2898	4,3249



**FIXINGS CONTRA USD e EUR**

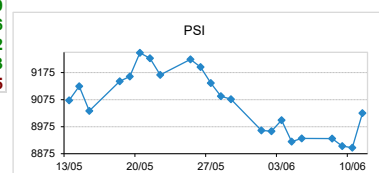
	EUR	USD	GBP	JPY	CHF	SEK	DKK	CAD	AUD	BRL	NOK
EUR	-	1,1537	0,8633	185,21	0,9219	10,9977	7,4742	1,6125	1,64627	5,9249	10,9690
USD	0,8683	-	0,7503	160,51	0,8004	9,5538	6,4897	1,4019	1,4315	5,1406	9,5291

**ACCIONISTA**

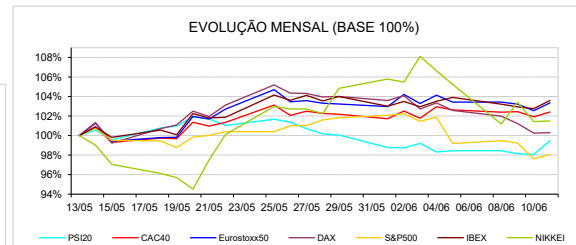
TITULO	COTAÇÃO	1D %	YTD %
ALTRI	4,980	0,10	10,67
BOP	0,917	0,42	2,30
CORT. AMORIM	6,590	-0,90	-0,30
CTT	5,740	0,17	-22,75
EDP	4,482	2,33	14,48
EDP R	13,730	2,69	14,04
GALP	19,665	1,63	34,42
IBERSOL	10,200	0,39	3,03
J MARTINS	17,680	-0,11	-12,73
MOTA ENGL	4,522	1,57	-8,61
NAVIGATOR	3,500	0,00	11,46
NOS	5,355	5,00	35,99
REN	3,500	0,29	8,86
SEMAPA	23,350	0,21	11,72
SONAE SGPS	1,972	2,28	22,33
TEIX. DUARTE	0,432	2,74	-32,15

**MAIORES GANHOS/PERDAS**

Título	Variação %
NOS	5,00
TEIX. DUARTE	2,74
EDP R	2,69
EDP	2,33
SONAE SGPS	2,28
J MARTINS	-0,11
CORT. AMORI	-0,90



ÍNDICE	LAST	Var. 1D	YTD%	MAX Anual	MIN Anual
PSI	9.024,89	1,44%	9,21%	9.516,43	7.367,12
CAC40	8.200,80	0,48%	0,63%	8.642,23	7.505,27
ESTX 50 PR	6.056,96	0,78%	4,59%	6.199,78	5.154,83
XTRA DAX	24.209,71	0,06%	-1,15%	25.507,79	21.863,81
S&P 500	7.298,16	0,46%	6,64%	7.620,90	5.943,23
IBEX 35	18.290,10	0,81%	5,68%	18.573,80	13.737,20
NIKKEI 225	64.217,27	0,06%	27,57%	68.786,49	37.540,20



A informação mencionada é meramente indicativa e reflete o mercado pelas 16h30. As opiniões emitidas não podem ser entendidas como conselho ou recomendação para a prática de qualquer acto. A informação foi recolhida de fontes consideradas fiáveis, não se responsabilizando, no entanto, o CaixaBI por quaisquer incorreções que as mesmas possam conter. Para mais informações, contactar a Sala de Mercados