

AGRE - ASSESSORIA E GESTÃO DE RISCO A EMPRESAS

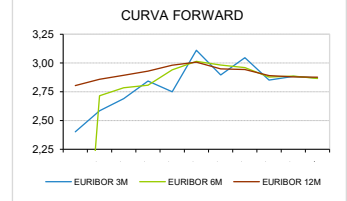
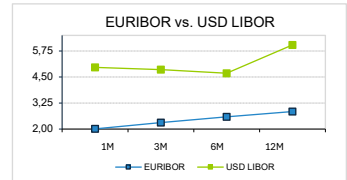
derivados.caixabi@caixabi.pt - 21 313 73 26

RENDA FIXA

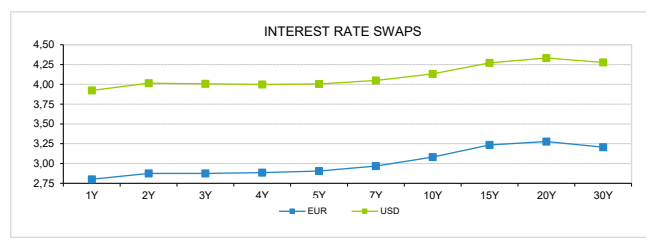
INTERBANK OFFERED RATES									
EURIBOR	FIXING	1D (bps)	1M (bps)	USD LIBOR	LAST PRICE	1D (bps)	1M (bps)	GBP	CHF
1M	2,0090	0	5	1M	4,9602	0	-35	3,7477	-0,0200
3M	2,3120	0	9	3M	4,8537	0	-42	3,8087	0,0150
6M	2,5840	0	6	6M	4,6821	-1	-45	3,9407	0,0988
12M	2,8420	-1	1	12M	6,0414	8	31	4,1598	0,2650

INTEREST RATE SWAPS						
EUR	LAST	1D (bps)	1M (bps)	1Y	3Y	5Y
1Y	2,8010	2	1	2,9518	2,9127	3,0935
2Y	2,8756	3	0	2,9140	2,9485	3,1400
3Y	2,8757	4	1	2,9140	2,9970	3,1970
4Y	2,8853	4	0	2,9330	3,0426	3,2440
5Y	2,9053	4	0	2,9618	3,0920	3,2873
7Y	2,9685	3	-1	3,0400	3,1840	3,3650
10Y	3,0820	2	-1	3,1550	3,2970	3,4410
15Y	3,2343	2	-1	3,2880	3,3750	3,4478
20Y	3,2777	1	1	3,3080	3,3500	3,3804
30Y	3,2058	1	2	3,2160	3,2220	3,2200

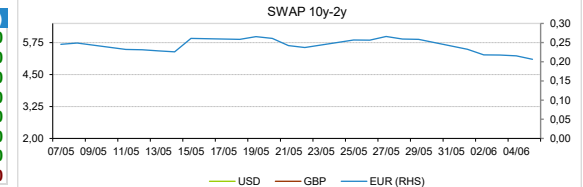
TAXA DE REFERENCIA BANCO CENTRAL	
Zona Euro	2,15
EUA	3,75
Reino Unido	3,75
Japão	0,75
Canadá	2,25
Suíça	-0,75
China	5,75
Brasil	14,50
Austrália	4,35
Índia	3,00



INTEREST RATE SWAPS				FORWARDS		
USD	LAST	1D (bps)	1M (bps)	1Y	3Y	5Y
1Y	3,9230	8	15	4,1080	3,9690	4,1380
2Y	4,0153	11	23	4,0490	3,9995	4,1760
3Y	4,0075	11	25	4,0240	4,0440	4,2180
4Y	3,9982	10	24	4,0250	4,0850	4,2550
5Y	4,0038	9	22	4,0460	4,1260	4,2915
7Y	4,0485	8	18	4,1010	4,1990	4,3640
10Y	4,1328	6	14	4,1920	4,3070	4,4540
15Y	4,2707	4	9	4,3200	4,4010	4,4990
20Y	4,3325	4	7	4,3610	4,4010	4,4520
30Y	4,2781	2	5	4,2820	4,2810	4,2850

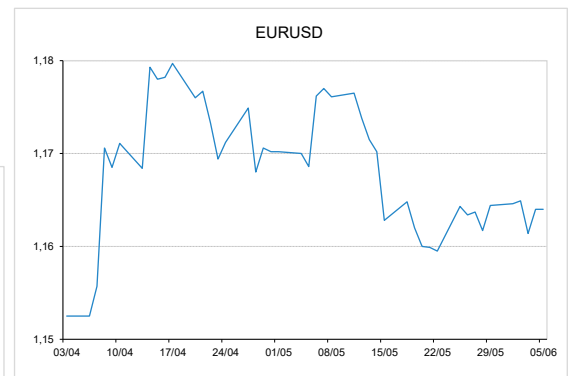
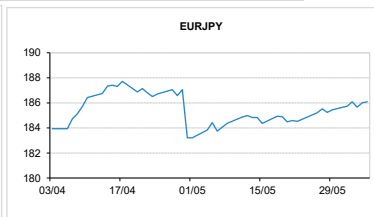
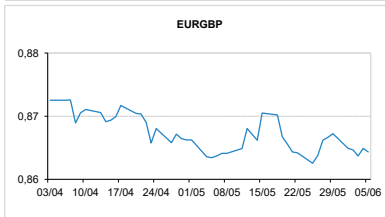


COMMODITIES	LAST	Var. 1D	Var. 1M	BONDS	YIELD	1D (bps)	1M (bps)
BRENT	93,28	-1,75	-11,61	OT 2Y	2,666	0,03	7,70
JETFUEL	1.158,50	-48,75	-375,25	OT 5Y	2,920	0,03	7,60
DIESEL	1.095,25	-43,25	-236,00	OT 10Y	3,411	0,02	4,70
COBRE	13.904,00	107,00	935,50	BUND 10Y	3,012	2,14	3,50
ZINCO	3.568,45	-23,61	214,90	SCHATZ 2Y	3,065	3,76	10,50
OURO	4.340,54	-134,26	-216,38	T-NOTE 10Y	4,844	6,21	18,00
TRIGO	581,75	0,00	-46,00	T-NOTE 2Y	4,422	11,12	31,20
LICENÇA C02	76,81	-0,26	1,10	GILT 10Y	5,610	0,00	-6,80



CAMBIAL

CAMBIAL	FIXING	Var. 1D	Var. 1M	FW 3M	FW 6M	FW 12M
EUR/USD	1,1640	0,00%	-0,39%	1,1683	1,1721	1,1802
EUR/GBP	0,86433	0,07%	-0,10%	0,86776	0,87112	0,87818
EUR/JPY	186,080	-0,04%	-0,89%	186,073	186,066	186,051
EUR/CHF	0,9175	-0,10%	-0,22%	0,9119	0,9059	0,8939
EUR/BRL	5,9356	-1,02%	-3,25%	6,0921	6,2417	6,5496
EUR/PLN	4,2473	-0,23%	0,01%	4,2640	4,2803	4,3193



FIXINGS CONTRA USD e EUR

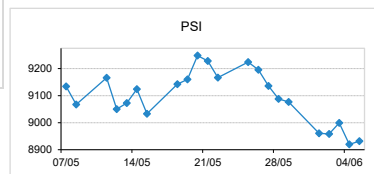
	EUR	USD	GBP	JPY	CHF	SEK	DKK	CAD	AUD	BRL	NOK
EUR	-	1,1640	0,8643	186,08	0,9175	10,9094	7,4744	1,6066	1,63333	5,9356	10,8951
USD	0,8653	-	0,7472	160,255	0,7942	9,4342	6,4676	1,3917	1,4126	5,1202	9,4261

ACCIONISTA

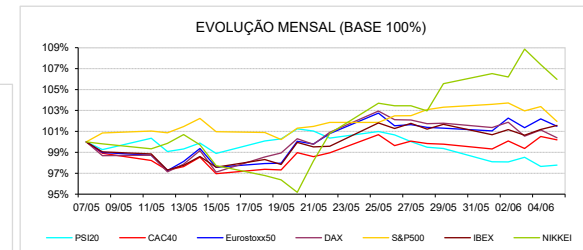
TITULO	COTAÇÃO	1D %	YTD %
ALTRI	4,885	-0,10	8,56
BCP	0,927	-0,26	3,48
CORT. AMORIM	6,470	1,41	-2,12
CTT	5,940	-0,34	-20,05
EDP	4,423	1,24	12,98
EDP R	14,030	-0,64	16,53
GALP	19,260	0,71	31,65
IBERSOL	10,220	-9,40	3,23
J MARTINS	17,720	0,06	-12,54
MOTA ENGL	4,546	-0,39	-8,12
NAVIGATOR	3,392	0,30	8,03
NOS	4,960	-0,68	25,96
REN	3,450	0,73	7,31
SEMAPA	23,100	0,22	10,53
SONAE SGPS	1,888	0,75	17,12
TEIX. DUARTE	0,418	1,09	-34,36

MAIORES GANHOS/PERDAS

Título	Variação %
CORT. AMORI	1,41
EDP	1,24
TEIX. DUARTE	1,09
SONAE SGPS	0,75
REN	0,73
CTT	-0,34
MOTA ENGL	-0,39
EDP R	-0,64
NOS	-0,68
IBERSOL	-9,40



ÍNDICE	LAST	Var. 1D	YTD%	MAX Anual	MIN Anual
PSI	8.931,54	0,13%	8,08%	9.516,43	7.367,12
CAC40	8.218,24	-0,32%	0,84%	8.642,23	7.505,27
ESTX 50 PR	6.062,07	-0,68%	4,67%	6.199,78	5.154,83
XTRA DAX	24.759,05	-0,75%	1,10%	25.507,79	21.863,81
S&P 500	7.480,25	-1,37%	9,28%	7.620,90	5.921,20
IBEX 35	18.344,90	0,38%	5,99%	18.573,80	13.737,20
NIKKEI 225	66.588,12	-1,31%	32,28%	68.786,49	37.540,20



A informação mencionada é meramente indicativa e reflete o mercado pelas 16h30. As opiniões emitidas não podem ser entendidas como conselho ou recomendação para a prática de qualquer acto. A informação foi recolhida de fontes consideradas fiáveis, não se responsabilizando, no entanto, o CaixaBI por quaisquer incorreções que as mesmas possam conter. Para mais informações, contactar a Sala de Mercados