

AGRE - ASSESSORIA E GESTÃO DE RISCO A EMPRESAS

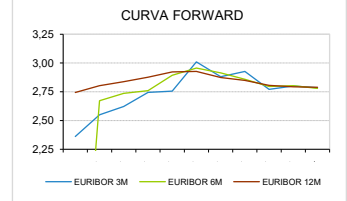
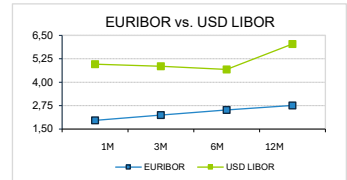
derivados.caixabi@caixabi.pt - 21 313 73 26

RENDA FIXA

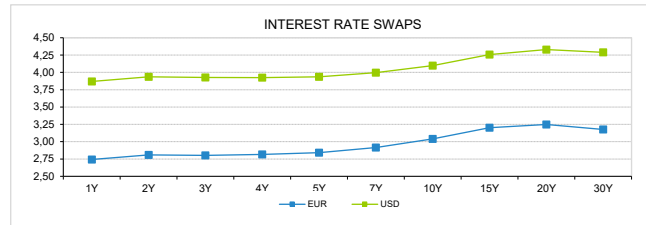
INTERBANK OFFERED RATES									
EURIBOR	FIXING	1D (bps)	1M (bps)	USD LIBOR	LAST PRICE	1D (bps)	1M (bps)	GBP	CHF
1M	1,9640	-2	-2	1M	4,9602	0	-35	3,7435	-0,0850
3M	2,2450	-2	5	3M	4,8537	0	-42	3,7887	-0,0033
6M	2,5190	-3	-1	6M	4,6821	-1	-45	3,8907	0,0850
12M	2,7610	-4	-9	12M	6,0414	8	31	4,0549	0,2650

INTEREST RATE SWAPS						
EUR	LAST	1D (bps)	1M (bps)	1Y	3Y	5Y
1Y	2,7427	5	-3	2,8760	2,8591	3,0620
2Y	2,8080	9	-4	2,8340	2,9015	3,1193
3Y	2,8020	9	-4	2,8420	2,9540	3,1760
4Y	2,8161	8	-5	2,8660	3,0080	3,2250
5Y	2,8405	8	-4	2,9036	3,0610	3,2722
7Y	2,9150	7	-4	2,9910	3,1590	3,3500
10Y	3,0411	7	-3	3,1190	3,2740	3,4270
15Y	3,2010	6	-2	3,2587	3,3557	3,4319
20Y	3,2481	5	0	3,2810	3,3308	3,3639
30Y	3,1772	3	2	3,1890	3,2012	3,2020

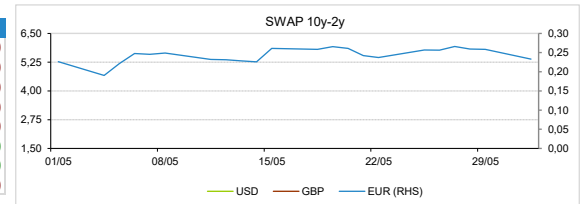
TAXA DE REFERENCIA BANCO CENTRAL	
Zona Euro	2,15
EUA	3,75
Reino Unido	3,75
Japão	0,75
Canadá	2,25
Suíça	-0,75
China	5,75
Brasil	14,50
Austrália	4,35
Índia	3,00



INTEREST RATE SWAPS				FORWARDS		
USD	LAST	1D (bps)	1M (bps)	1Y	3Y	5Y
1Y	3,8693	5	14	4,0040	3,9110	4,1190
2Y	3,9369	7	22	3,9560	3,9540	4,1700
3Y	3,9272	8	24	3,9415	4,0070	4,2090
4Y	3,9240	7	23	3,9550	4,0580	4,2500
5Y	3,9369	7	22	3,9850	4,1010	4,2965
7Y	3,9952	7	19	4,0550	4,1890	4,3850
10Y	4,0980	6	16	4,1670	4,3140	4,4770
15Y	4,2565	6	13	4,3130	4,4140	4,5260
20Y	4,3298	5	11	4,3620	4,4220	4,4890
30Y	4,2887	4	10	4,2990	4,3120	4,3260

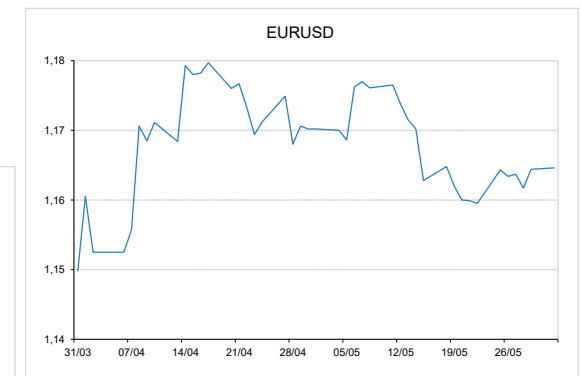
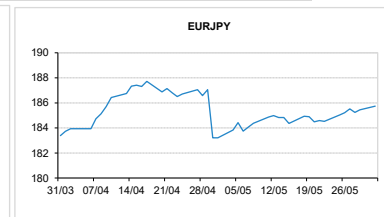
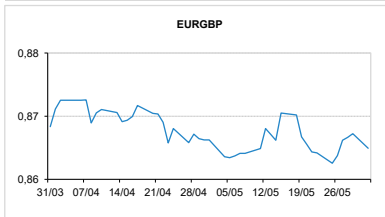


COMMODITIES	LAST	Var. 1D	Var. 1M	BONDS	YIELD	1D (bps)	1M (bps)
BRENT	96,73	5,61	-5,18	OT 2Y	2,626	0,10	-5,40
JETFUEL	1,094,00	-26,25	-473,00	OT 5Y	2,867	0,09	-6,20
DIESEL	1,028,25	-21,75	-322,00	OT 10Y	3,373	0,08	-6,90
COBRE	13.611,50	-65,50	631,50	BUND 10Y	2,980	7,08	-4,30
ZINCO	3.529,35	-10,84	210,66	SCHATZ 2Y	2,953	8,99	-4,20
OURO	4.470,46	-69,80	-143,75	T-NOTE 10Y	4,802	4,87	11,40
TRIGO	612,25	1,75	-25,50	T-NOTE 2Y	4,337	6,66	21,10
LICENÇA C02	79,13	-1,50	5,19	GILT 10Y	5,602	12,48	-19,10



CAMBIAL

CAMBIAL	FIXING	Var. 1D	Var. 1M	FW 3M	FW 6M	FW 12M
EUR/USD	1,1646	0,02%	-0,48%	1,1690	1,1729	1,1808
EUR/GBP	0,86493	0,27%	0,15%	0,86845	0,87189	0,87914
EUR/JPY	185,740	-0,16%	-1,36%	185,733	185,726	185,711
EUR/CHF	0,9146	-0,44%	0,05%	0,9090	0,9032	0,8914
EUR/BRL	5,8496	0,38%	-0,62%	6,0051	6,1470	6,4350
EUR/PLN	4,2361	-0,11%	0,13%	4,2532	4,2692	4,3083



FIXINGS CONTRA USD e EUR

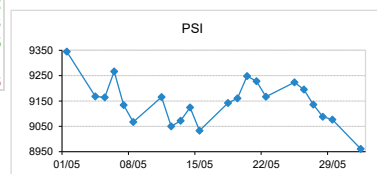
	EUR	USD	GBP	JPY	CHF	SEK	DKK	CAD	AUD	BRL	NOK
EUR	-	1,1646	0,8649	185,74	0,9146	10,8263	7,4735	1,6086	1,62562	5,8496	10,7871
USD	0,8609	-	0,7444	159,72	0,7876	9,3252	6,4337	1,3842	1,4004	5,0260	9,2816

ACCIONISTA

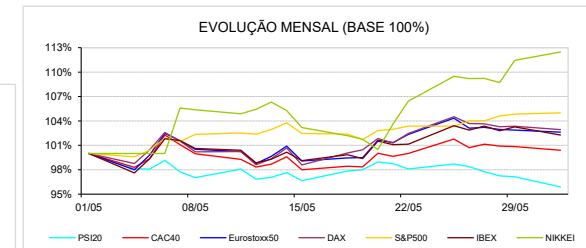
TITULO	COTAÇÃO	1D %	YTD %
ALTRI	4,900	-1,11	8,89
BCP	0,939	-3,48	4,73
CORT. AMORIM	6,410	-1,99	-3,03
CTT	5,990	-1,24	-19,38
EDP	4,334	-0,76	10,70
EDP R	14,200	0,21	17,94
GALP	18,975	1,82	29,70
IBERSOL	11,500	-2,54	16,16
J MARTINS	17,890	-1,49	-11,70
MOTA ENGL	4,610	-2,99	-6,83
NAVIGATOR	3,376	-0,76	7,52
NOS	5,175	-1,71	31,42
REN	3,510	-0,85	9,18
SEMAPA	23,000	-3,16	10,05
SONAE SGPS	1,854	-2,83	15,01
TEIX. DUARTE	0,413	-4,07	-35,06

MAIORES GANHOS/PERDAS

Título	Variação %
GALP	1,82
EDP R	0,21
SONAE SGPS	-2,83
MOTA ENGL	-2,99
SEMAPA	-3,16
BCP	-3,48
TEIX. DUARTE	-4,07



ÍNDICE	LAST	Var. 1D	YTD%	MAX Anual	MIN Anual
PSI	8.960,94	-1,27%	8,44%	9.516,43	7.342,90
CAC40	8.146,59	-0,45%	-0,04%	8.642,23	7.505,27
ESTX 50 PR	6.034,95	-0,26%	4,21%	6.199,78	5.154,83
XTRA DAX	25.003,04	-0,40%	2,09%	25.507,79	21.863,81
S&P 500	7.590,29	0,14%	10,89%	7.599,38	5.861,43
IBEX 35	18.184,90	-0,97%	5,07%	18.573,80	13.737,20
NIKKEI 225	66.934,33	0,91%	32,97%	67.231,28	37.320,72



A informação mencionada é meramente indicativa e reflete o mercado pelas 16h30. As opiniões emitidas não podem ser entendidas como conselho ou recomendação para a prática de qualquer acto. A informação foi recolhida de fontes consideradas fiáveis, não se responsabilizando, no entanto, o CaixaBI por quaisquer incorreções que as mesmas possam conter. Para mais informações, contactar a Sala de Mercados