

AGRE - ASSESSORIA E GESTÃO DE RISCO A EMPRESAS

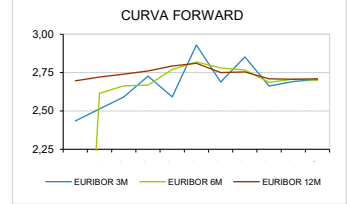
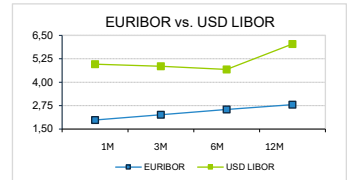
derivados.caixabi@caixabi.pt - 21 313 73 26

RENDA FIXA

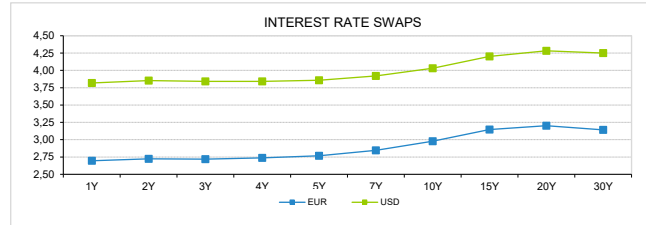
INTERBANK OFFERED RATES									
EURIBOR	FIXING	1D (bps)	1M (bps)	USD LIBOR	LAST PRICE	1D (bps)	1M (bps)	GBP	CHF
1M	1,9830	4	2	1M	4,9602	0	-35	3,7462	-0,0450
3M	2,2680	4	12	3M	4,8537	0	-42	3,7979	-0,0050
6M	2,5470	5	9	6M	4,6821	-1	-45	3,9087	0,0900
12M	2,8040	4	4	12M	6,0414	8	31	4,0922	0,2400

INTEREST RATE SWAPS						
EUR	LAST	1D (bps)	1M (bps)	1Y	3Y	5Y
1Y	2,6954	1	-10	2,7520	2,7978	3,0041
2Y	2,7232	-1	-20	2,7316	2,8436	3,0609
3Y	2,7196	-1	-21	2,7530	2,8980	3,1170
4Y	2,7383	-1	-20	2,7870	2,9496	3,1690
5Y	2,7680	-1	-20	2,8273	3,0043	3,2182
7Y	2,8460	-1	-18	2,9210	3,1040	3,3010
10Y	2,9770	-1	-16	3,0550	3,2240	3,3817
15Y	3,1464	-1	-13	3,2046	3,3144	3,3972
20Y	3,2018	0	-9	3,2360	3,2954	3,3340
30Y	3,1420	0	-5	3,1540	3,1750	3,1792

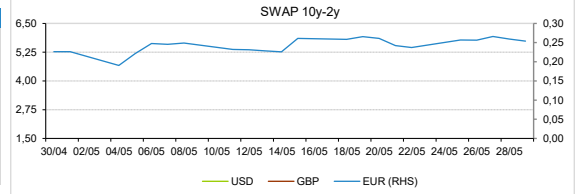
TAXA DE REFERENCIA BANCO CENTRAL	
Zona Euro	2,15
EUA	3,75
Reino Unido	3,75
Japão	0,75
Canadá	2,25
Suíça	-0,75
China	5,75
Brasil	14,50
Austrália	4,35
Índia	3,00



INTEREST RATE SWAPS				FORWARDS		
USD	LAST	1D (bps)	1M (bps)	1Y	3Y	5Y
1Y	3,8185	-1	5	3,8870	3,8420	4,0495
2Y	3,8533	-2	8	3,8520	3,8850	4,1010
3Y	3,8405	-3	10	3,8490	3,9380	4,1550
4Y	3,8409	-2	10	3,8680	3,9900	4,2030
5Y	3,8570	-2	9	3,9010	4,0410	4,2460
7Y	3,9210	-1	7	3,9810	4,1320	4,3320
10Y	4,0317	-1	6	4,1000	4,2610	4,4360
15Y	4,2020	0	4	4,2590	4,3750	4,4960
20Y	4,2826	0	4	4,3180	4,3890	4,4620
30Y	4,2509	1	4	4,2620	4,2820	4,3000

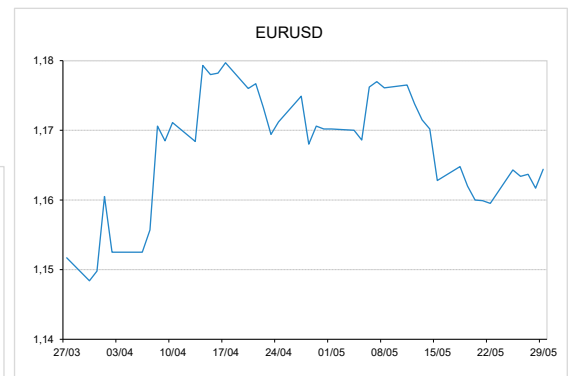
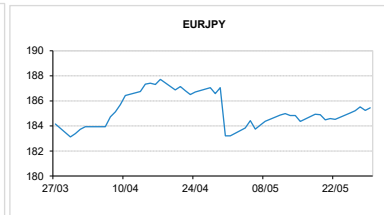
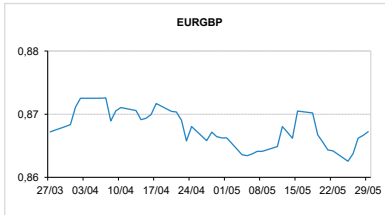


COMMODITIES	LAST	Var. 1D	Var. 1M	BONDS	YIELD	1D (bps)	1M (bps)
BRENT	91,81	-1,90	-18,63	OT 2Y	2,534	-0,03	-24,50
JETFUEL	1.120,25	-13,25	-388,50	OT 5Y	2,784	-0,03	-23,60
DIESEL	1.050,00	-12,00	-227,25	OT 10Y	3,301	-0,02	-22,70
COBRE	13.746,50	170,50	665,00	BUND 10Y	2,915	-2,42	-17,10
ZINCO	3.540,19	40,69	158,11	SCHATZ 2Y	2,870	-2,00	-19,00
OURO	4.567,83	72,54	19,88	T-NOTE 10Y	4,744	-1,31	2,80
TRIGO	613,50	-10,50	-39,50	T-NOTE 2Y	4,255	-2,42	8,50
LICENÇA C02	80,18	0,03	6,98	GILT 10Y	5,501	1,27	-33,70



CAMBIAL

CAMBIAL	FIXING	Var. 1D	Var. 1M	FW 3M	FW 6M	FW 12M
EUR/USD	1,1644	0,23%	-0,53%	1,1689	1,1729	1,1810
EUR/GBP	0,86723	-0,07%	-0,09%	0,87074	0,87416	0,88129
EUR/JPY	185,450	-0,11%	0,86%	185,443	185,436	185,423
EUR/CHF	0,9124	0,09%	1,30%	0,9069	0,9012	0,8898
EUR/BRL	5,9085	-0,62%	-1,24%	6,0642	6,2075	6,4994
EUR/PLN	4,2279	-0,02%	0,74%	4,2450	4,2613	4,3008



FIXINGS CONTRA USD e EUR

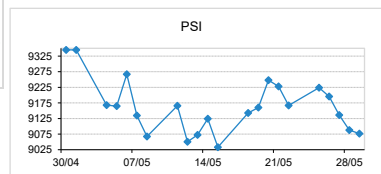
	EUR	USD	GBP	JPY	CHF	SEK	DKK	CAD	AUD	BRL	NOK
EUR	-	1,1644	0,8672	185,45	0,9124	10,7659	7,4739	1,6095	1,62395	5,9085	10,7905
USD	0,8568	-	0,7422	159,18	0,7807	9,2413	6,4036	1,3774	1,3899	5,0577	9,2412

ACCIONISTA

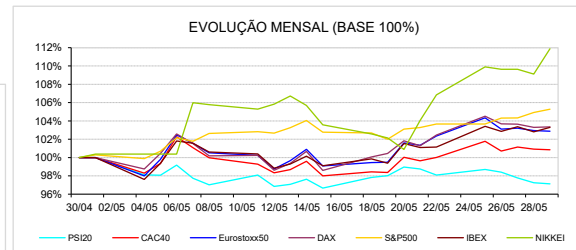
TITULO	COTAÇÃO	1D %	YTD %
ALTRI	4,955	-1,49	10,11
BCP	0,972	0,02	8,50
CORT. AMORIM	6,540	-2,24	-1,06
CTT	6,065	-0,49	-18,37
EDP	4,367	-1,15	11,55
EDP R	14,170	0,50	17,69
GALP	18,635	0,62	27,38
IBERSOL	11,800	0,34	19,19
J MARTINS	18,160	-0,82	-10,37
MOTA ENGL	4,752	1,37	-3,96
NAVIGATOR	3,402	-0,64	8,34
NOS	5,265	1,06	33,70
REN	3,540	0,14	10,11
SEMAPA	23,750	-1,04	13,64
SONAE SGPS	1,908	-0,10	18,36
TEIX. DUARTE	0,431	0,82	-32,31

MAIORES GANHOS/PERDAS

Título	Variação %
MOTA ENGL	1,37
NOS	1,06
TEIX. DUARTE	0,82
GALP	0,62
EDP R	0,50
J MARTINS	-0,82
SEMAPA	-1,04
EDP	-1,15
ALTRI	-1,49
CORT. AMORI	-2,24



ÍNDICE	LAST	Var. 1D	YTD%	MAX Anual	MIN Anual
PSI	9.076,53	-0,12%	9,84%	9.516,43	7.342,90
CAC40	8.183,34	-0,07%	0,42%	8.642,23	7.505,27
ESTX 50 PR	6.050,54	-0,08%	4,47%	6.199,78	5.154,83
XTRA DAX	25.104,70	0,05%	2,51%	25.507,79	21.863,81
S&P 500	7.589,63	0,34%	10,87%	7.599,38	5.843,66
IBEX 35	18.362,90	0,49%	6,13%	18.573,80	13.737,20
NIKKEI 225	66.329,50	2,53%	31,76%	66.505,02	37.320,72



A informação mencionada é meramente indicativa e reflete o mercado pelas 16h30. As opiniões emitidas não podem ser entendidas como conselho ou recomendação para a prática de qualquer acto. A informação foi recolhida de fontes consideradas fiáveis, não se responsabilizando, no entanto, o CaixaBI por quaisquer incorreções que as mesmas possam conter. Para mais informações, contactar a Sala de Mercados