

AGRE - ASSESSORIA E GESTÃO DE RISCO A EMPRESAS

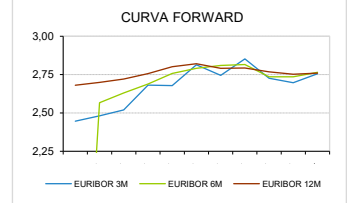
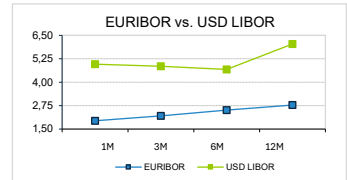
derivados.caixabi@caixabi.pt - 21 313 73 26

RENDA FIXA

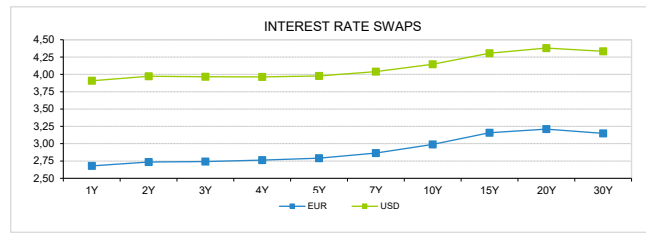
INTERBANK OFFERED RATES									
EURIBOR	FIXING	1D (bps)	1M (bps)	USD LIBOR	LAST PRICE	1D (bps)	1M (bps)	GBP	CHF
1M	1,9420	-1	-3	1M	4,9602	0	-35	3,7407	-0,0775
3M	2,2040	0	4	3M	4,8537	0	-42	3,7984	0,0450
6M	2,5160	-3	6	6M	4,6821	-1	-45	3,9230	0,0800
12M	2,7820	0	5	12M	6,0414	8	31	4,1501	0,2550

INTEREST RATE SWAPS						
EUR	LAST	1D (bps)	1M (bps)	1Y	3Y	5Y
1Y	2,6795	-8	-1	2,7910	2,8250	3,0170
2Y	2,7340	-11	-3	2,7770	2,8670	3,0700
3Y	2,7431	-11	-4	2,7940	2,9160	3,1250
4Y	2,7630	-11	-5	2,8220	2,9660	3,1760
5Y	2,7905	-10	-6	2,8580	3,0180	3,2190
7Y	2,8650	-10	-7	2,9450	3,1130	3,3060
10Y	2,9901	-9	-7	3,0720	3,2340	3,3855
15Y	3,1574	-8	-7	3,2176	3,3203	3,3986
20Y	3,2101	-7	-6	3,2455	3,2995	3,3355
30Y	3,1481	-5	-4	3,1621	3,1782	3,1808

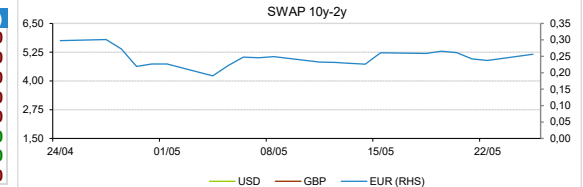
TAXA DE REFERENCIA BANCO CENTRAL	
Zona Euro	2,15
EUA	3,75
Reino Unido	3,75
Japão	0,75
Canadá	2,25
Suíça	-0,75
China	5,75
Brasil	14,50
Austrália	4,35
Índia	3,00



INTEREST RATE SWAPS				FORWARDS		
USD	LAST	1D (bps)	1M (bps)	1Y	3Y	5Y
1Y	3,9078	3	21	4,0440	3,9610	4,1730
2Y	3,9732	3	35	3,9980	3,9960	4,2160
3Y	3,9665	3	38	3,9860	4,0530	4,2630
4Y	3,9645	2	37	3,9970	4,1025	4,3060
5Y	3,9774	1	36	4,0290	4,1490	4,3510
7Y	4,0395	0	32	4,1020	4,2390	4,4380
10Y	4,1455	-1	29	4,2150	4,3650	4,5340
15Y	4,3068	-2	25	4,3640	4,4690	4,5840
20Y	4,3801	-2	23	4,4130	4,4720	4,5370
30Y	4,3331	-3	20	4,3430	4,3560	4,3700

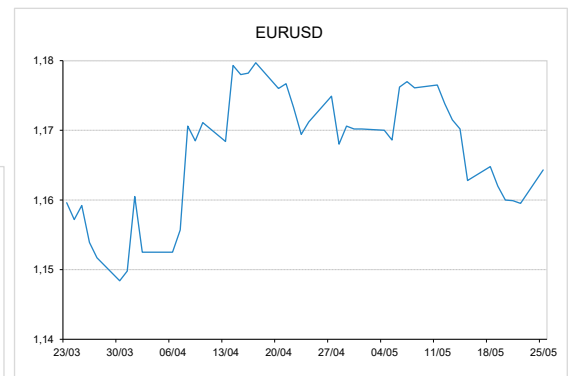
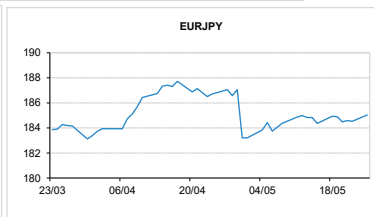
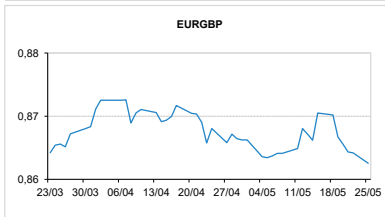


COMMODITIES	LAST	Var. 1D	Var. 1M	BONDS	YIELD	1D (bps)	1M (bps)
BRENT	97,46	-6,08	-1,67	OT 2Y	2,544	-0,11	-7,10
JETFUEL	1.251,75	-50,00	-296,00	OT 5Y	2,794	-0,11	-9,40
DIESEL	1.154,75	-36,50	-86,00	OT 10Y	3,313	-0,10	-11,00
COBRE	13.635,00	152,00	234,50	BUND 10Y	2,927	-9,13	-7,20
ZINCO	3.544,17	20,87	52,56	SCHATZ 2Y	2,875	-10,00	-4,30
OURO	4.572,12	62,72	-109,96	T-NOTE 10Y	4,737	-8,63	12,80
TRIGO	646,25	-1,25	39,25	T-NOTE 2Y	4,259	-9,28	19,10
LICENÇA C02	76,91	-0,01	2,01	GILT 10Y	5,592	0,00	-6,00



CAMBIAL

CAMBIAL	FIXING	Var. 1D	Var. 1M	FW 3M	FW 6M	FW 12M
EUR/USD	1,1643	0,41%	-0,90%	1,1689	1,1732	1,1815
EUR/GBP	0,86255	0,19%	0,38%	0,86619	0,86987	0,87764
EUR/JPY	185,040	-0,28%	1,09%	185,034	185,027	185,013
EUR/CHF	0,9115	-0,08%	1,03%	0,9062	0,9005	0,8895
EUR/BRL	5,8272	0,29%	0,23%	5,9816	6,1247	6,4066
EUR/PLN	4,2309	0,20%	0,41%	4,2486	4,2665	4,3093



FIXINGS CONTRA USD e EUR

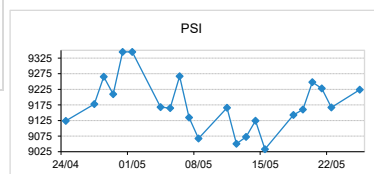
	EUR	USD	GBP	JPY	CHF	SEK	DKK	CAD	AUD	BRL	NOK
EUR	-	1,1643	0,8626	185,04	0,9115	10,8095	7,4713	1,6064	1,62281	5,8272	10,7657
USD	0,8588	-	0,7407	158,91	0,7829	9,2877	6,4165	1,3800	1,3933	5,0114	9,2447

ACCIONISTA

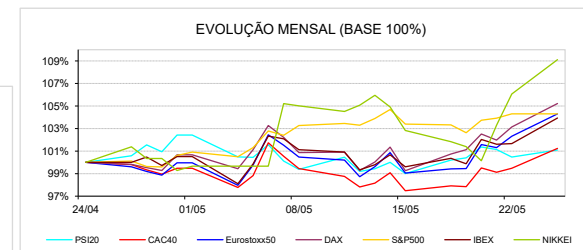
TITULO	COTAÇÃO	1D %	YTD %
ALTRI	5,240	0,00	16,44
BCP	0,990	2,78	10,47
CORT. AMORIM	6,660	0,91	0,76
CTT	6,405	1,03	-13,80
EDP	4,442	-0,05	13,46
EDP R	14,480	0,91	20,27
GALP	18,945	-0,79	29,49
IBERSOL	11,800	0,17	19,19
J MARTINS	18,720	0,11	-7,60
MOTA ENGL	4,802	3,05	-2,95
NAVIGATOR	3,402	0,29	8,34
NOS	5,235	-1,51	32,94
REN	3,590	0,42	11,66
SEMAPA	23,400	-0,85	11,96
SONAE SGPS	1,908	1,17	18,36
TEIX. DUARTE	0,445	4,71	-30,11

MAIORES GANHOS/PERDAS

Título	Varição %
TEIX. DUARTE	4,71
MOTA ENGL	3,05
BCP	2,78
SONAE SGPS	1,17
CTT	1,03
EDP	-0,05
GALP	-0,79
SEMAPA	-0,85
NOS	-1,51



ÍNDICE	LAST	Var. 1D	YTD%	MAX Anual	MIN Anual
PSI	9.223,83	0,62%	11,62%	9.516,43	7.326,59
CAC40	8.258,26	1,76%	1,33%	8.642,23	7.505,27
ESTX 50 PR	6.136,66	1,95%	5,96%	6.199,78	5.154,83
XTRA DAX	25.389,10	2,01%	3,67%	25.507,79	21.863,81
S&P 500	7.473,47	0,37%	9,17%	7.517,12	5.843,66
IBEX 35	18.387,40	2,24%	6,24%	18.573,80	13.737,20
NIKKEI 225	65.158,19	2,87%	29,44%	65.408,87	37.167,01



A informação mencionada é meramente indicativa e reflete o mercado pelas 16h30. As opiniões emitidas não podem ser entendidas como conselho ou recomendação para a prática de qualquer acto. A informação foi recolhida de fontes consideradas fiáveis, não se responsabilizando, no entanto, o CaixaBI por quaisquer incorreções que as mesmas possam conter. Para mais informações, contactar a Sala de Mercados