

AGRE - ASSESSORIA E GESTÃO DE RISCO A EMPRESAS

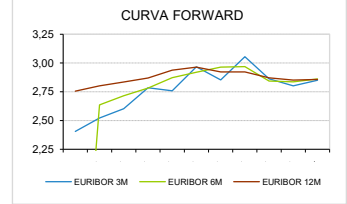
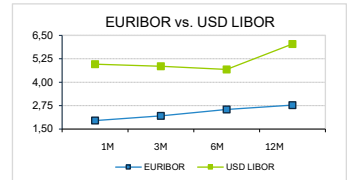
derivados.caixabi@caixabi.pt - 21 313 73 26

RENDA FIXA

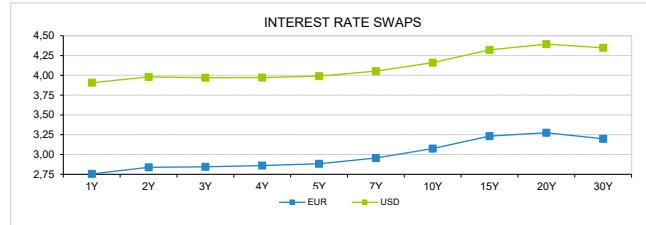
| INTERBANK OFFERED RATES | | | | | | | | | |
|-------------------------|--------|----------|----------|-----------|------------|----------|----------|--------|---------|
| EURIBOR | FIXING | 1D (bps) | 1M (bps) | USD LIBOR | LAST PRICE | 1D (bps) | 1M (bps) | GBP | CHF |
| 1M | 1,9530 | 0 | 2 | 1M | 4,9602 | 0 | -35 | 3,7407 | -0,0525 |
| 3M | 2,2040 | 1 | 4 | 3M | 4,8537 | 0 | -42 | 3,7891 | 0,0000 |
| 6M | 2,5470 | -5 | 16 | 6M | 4,6821 | -1 | -45 | 3,9049 | 0,0900 |
| 12M | 2,7800 | -5 | 14 | 12M | 6,0414 | 8 | 31 | 4,1254 | 0,2700 |

| INTEREST RATE SWAPS | | | | | | |
|---------------------|--------|----------|----------|--------|--------|--------|
| EUR | LAST | 1D (bps) | 1M (bps) | 1Y | 3Y | 5Y |
| 1Y | 2,7550 | -4 | 13 | 2,9231 | 2,9090 | 3,0980 |
| 2Y | 2,8380 | -5 | 10 | 2,8903 | 2,9476 | 3,1488 |
| 3Y | 2,8443 | -5 | 8 | 2,8970 | 2,9990 | 3,2050 |
| 4Y | 2,8600 | -5 | 6 | 2,9180 | 3,0470 | 3,2520 |
| 5Y | 2,8838 | -5 | 6 | 2,9519 | 3,0980 | 3,2964 |
| 7Y | 2,9549 | -5 | 4 | 3,0340 | 3,1890 | 3,3750 |
| 10Y | 3,0751 | -5 | 3 | 3,1540 | 3,3040 | 3,4520 |
| 15Y | 3,2324 | -5 | 2 | 3,2910 | 3,3819 | 3,4524 |
| 20Y | 3,2753 | -4 | 2 | 3,3080 | 3,3512 | 3,3803 |
| 30Y | 3,1983 | -4 | 3 | 3,2090 | 3,2162 | 3,2146 |

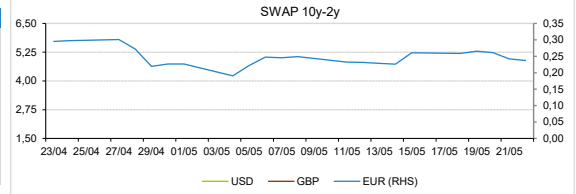
| TAXA DE REFERENCIA BANCO CENTRAL | |
|----------------------------------|-------|
| Zona Euro | 2,15 |
| EUA | 3,75 |
| Reino Unido | 3,75 |
| Japão | 0,75 |
| Canadá | 2,25 |
| Suíça | -0,75 |
| China | 5,75 |
| Brasil | 14,50 |
| Austrália | 4,35 |
| Índia | 3,00 |



| INTEREST RATE SWAPS | | | | FORWARDS | | |
|---------------------|--------|----------|----------|----------|--------|--------|
| USD | LAST | 1D (bps) | 1M (bps) | 1Y | 3Y | 5Y |
| 1Y | 3,9071 | 3 | 21 | 4,0570 | 3,9830 | 4,1920 |
| 2Y | 3,9794 | 4 | 36 | 4,0050 | 4,0230 | 4,2360 |
| 3Y | 3,9708 | 3 | 39 | 3,9980 | 4,0770 | 4,2820 |
| 4Y | 3,9731 | 2 | 38 | 4,0130 | 4,1260 | 4,3250 |
| 5Y | 3,9900 | 2 | 37 | 4,0460 | 4,1720 | 4,3690 |
| 7Y | 4,0537 | 1 | 34 | 4,1190 | 4,2600 | 4,4550 |
| 10Y | 4,1598 | 0 | 30 | 4,2325 | 4,3840 | 4,5510 |
| 15Y | 4,3216 | -1 | 26 | 4,3810 | 4,4870 | 4,6000 |
| 20Y | 4,3938 | -1 | 24 | 4,4290 | 4,4900 | 4,5530 |
| 30Y | 4,3479 | -1 | 22 | 4,3590 | 4,3740 | 4,3870 |

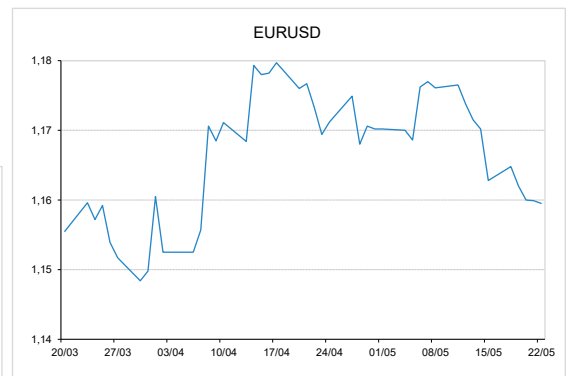
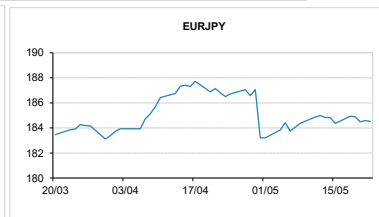
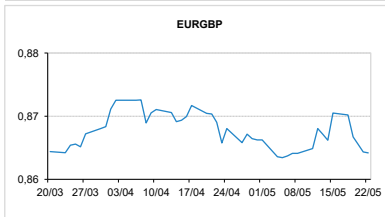


| COMMODITIES | LAST | Var. 1D | Var. 1M | BONDS | YIELD | 1D (bps) | 1M (bps) |
|-------------|-----------|---------|---------|------------|-------|----------|----------|
| BRENT | 103,58 | 1,00 | 7,40 | OT 2Y | 2,646 | -0,06 | 2,70 |
| JETFUEL | 1.301,75 | -1,50 | -181,50 | OT 5Y | 2,895 | -0,06 | 1,30 |
| DIESEL | 1.191,25 | -0,50 | 25,50 | OT 10Y | 3,406 | -0,07 | -1,00 |
| COBRE | 13.610,00 | -140,00 | 285,00 | BUND 10Y | 3,014 | -6,54 | 2,60 |
| ZINCO | 3.523,30 | -32,64 | 58,06 | SCHATZ 2Y | 2,973 | -3,76 | 7,00 |
| OURO | 4.516,40 | -26,65 | -223,50 | T-NOTE 10Y | 4,825 | 0,00 | 24,40 |
| TRIGO | 647,00 | -0,50 | 40,00 | T-NOTE 2Y | 4,350 | 3,03 | 31,00 |
| LICENÇA C02 | 76,95 | 2,02 | 2,54 | GILT 10Y | 5,585 | -10,01 | -1,70 |



CAMBIAL

| CAMBIAL | FIXING | Var. 1D | Var. 1M | FW 3M | FW 6M | FW 12M |
|---------|---------|---------|---------|---------|---------|---------|
| EUR/USD | 1,1595 | -0,03% | -1,18% | 1,1641 | 1,1682 | 1,1764 |
| EUR/GBP | 0,86418 | 0,02% | 0,56% | 0,86778 | 0,87131 | 0,87867 |
| EUR/JPY | 184,530 | 0,03% | 1,24% | 184,523 | 184,516 | 184,502 |
| EUR/CHF | 0,9116 | 0,24% | 0,74% | 0,9062 | 0,9004 | 0,8889 |
| EUR/BRL | 5,8275 | -0,23% | -0,30% | 5,9826 | 6,1261 | 6,4136 |
| EUR/PLN | 4,2386 | 0,04% | 0,14% | 4,2561 | 4,2739 | 4,3157 |



FIXINGS CONTRA USD e EUR

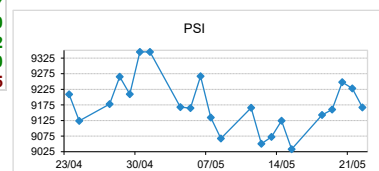
| | EUR | USD | GBP | JPY | CHF | SEK | DKK | CAD | AUD | BRL | NOK |
|-----|--------|--------|--------|---------|--------|---------|--------|--------|---------|--------|---------|
| EUR | - | 1,1595 | 0,8642 | 184,53 | 0,9116 | 10,8558 | 7,4721 | 1,6032 | 1,62694 | 5,8275 | 10,7563 |
| USD | 0,8621 | - | 0,7443 | 159,115 | 0,7860 | 9,3649 | 6,4423 | 1,3818 | 1,4029 | 5,0254 | 9,2752 |

ACCIONISTA

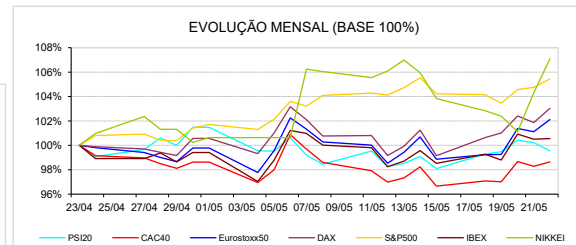
| TITULO | COTAÇÃO | 1D % | YTD % |
|--------------|---------|-------|--------|
| ALTRI | 5,240 | 1,16 | 16,44 |
| BOP | 0,963 | 0,17 | 7,48 |
| CORT. AMORIM | 6,600 | -5,31 | -0,15 |
| CTT | 6,340 | 0,24 | -14,67 |
| EDP | 4,444 | -0,54 | 13,51 |
| EDP R | 14,350 | -0,76 | 19,19 |
| GALP | 19,095 | -3,07 | 30,52 |
| IBERSOL | 11,780 | 1,73 | 18,99 |
| J MARTINS | 18,700 | -0,69 | -7,70 |
| MOTA ENGL | 4,660 | -1,81 | -5,82 |
| NAVIGATOR | 3,392 | -0,24 | 8,03 |
| NOS | 5,315 | 0,19 | 34,97 |
| REN | 3,575 | -0,97 | 11,20 |
| SEMAPA | 23,600 | 1,72 | 12,92 |
| SONAE SGPS | 1,886 | 0,00 | 17,00 |
| TEIX. DUARTE | 0,425 | 0,35 | -33,25 |

MAIORES GANHOS/PERDAS

| Título | Variação % |
|--------------|------------|
| IBERSOL | 1,73 |
| SEMAPA | 1,72 |
| ALTRI | 1,16 |
| TEIX. DUARTE | 0,35 |
| CTT | 0,24 |
| EDP R | -0,76 |
| REN | -0,97 |
| MOTA ENGL | -1,81 |
| GALP | -3,07 |
| CORT. AMORI | -5,31 |



| ÍNDICE | LAST | Var. 1D | YTD% | MAX Anual | MIN Anual |
|------------|-----------|---------|--------|-----------|-----------|
| PSI | 9.166,74 | -0,66% | 10,93% | 9.516,43 | 7.237,89 |
| CAC40 | 8.115,75 | 0,37% | -0,41% | 8.642,23 | 7.505,27 |
| ESTX 50 PR | 6.019,45 | 0,99% | 3,94% | 6.199,78 | 5.154,83 |
| XTRA DAX | 24.888,56 | 1,15% | 1,63% | 25.507,79 | 21.863,81 |
| S&P 500 | 7.495,10 | 0,67% | 9,50% | 7.517,12 | 5.767,41 |
| IBEX 35 | 17.985,30 | 0,06% | 3,91% | 18.573,80 | 13.737,20 |
| NIKKEI 225 | 63.339,07 | 2,68% | 25,82% | 63.799,32 | 37.111,63 |



A informação mencionada é meramente indicativa e reflete o mercado pelas 16h30. As opiniões emitidas não podem ser entendidas como conselho ou recomendação para a prática de qualquer acto. A informação foi recolhida de fontes consideradas fiáveis, não se responsabilizando, no entanto, o CaixaBI por quaisquer incorreções que as mesmas possam conter. Para mais informações, contactar a Sala de Mercados