

AGRE - ASSESSORIA E GESTÃO DE RISCO A EMPRESAS

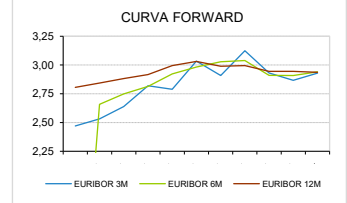
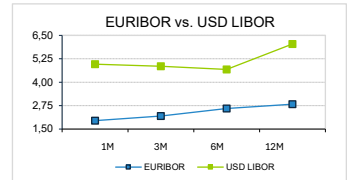
derivados.caixabi@caixabi.pt - 21 313 73 26

RENDA FIXA

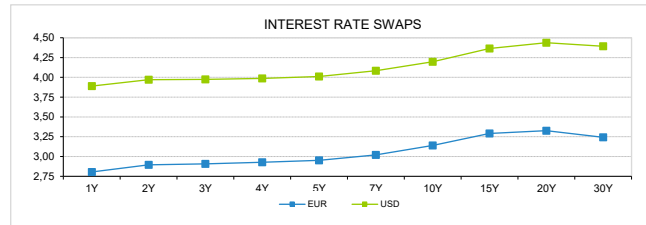
INTERBANK OFFERED RATES									
EURIBOR	FIXING	1D (bps)	1M (bps)	USD LIBOR	LAST PRICE	1D (bps)	1M (bps)	GBP	CHF
1M	1,9500	-2	-3	1M	4,9602	0	-35	3,7417	-0,0200
3M	2,1950	1	3	3M	4,8537	0	-42	3,8008	0,0100
6M	2,5960	-1	22	6M	4,6821	-1	-45	3,9343	0,0900
12M	2,8280	0	17	12M	6,0414	8	31	4,1798	0,3075

INTEREST RATE SWAPS						
EUR	LAST	1D (bps)	1M (bps)	1Y	3Y	5Y
1Y	2,8050	2	19	2,9886	2,9830	3,1623
2Y	2,8957	3	19	2,9615	3,0189	3,2157
3Y	2,9081	2	18	2,9690	3,0650	3,2710
4Y	2,9268	3	16	2,9890	3,1149	3,3180
5Y	2,9511	2	15	3,0230	3,1637	3,3577
7Y	3,0213	1	12	3,1020	3,2530	3,4360
10Y	3,1395	1	10	3,2200	3,3630	3,5042
15Y	3,2904	0	8	3,3480	3,4323	3,4970
20Y	3,3265	0	7	3,3587	3,3972	3,4210
30Y	3,2435	1	6	3,2550	3,2590	3,2526

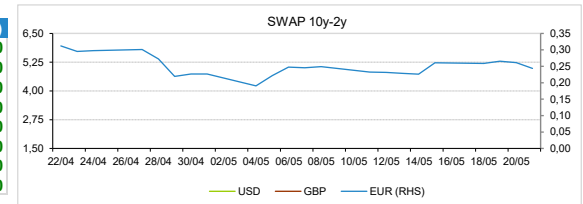
TAXA DE REFERENCIA BANCO CENTRAL	
Zona Euro	2,15
EUA	3,75
Reino Unido	3,75
Japão	0,75
Canadá	2,25
Suíça	-0,75
China	5,75
Brasil	14,50
Austrália	4,35
Índia	3,00



INTEREST RATE SWAPS				FORWARDS		
USD	LAST	1D (bps)	1M (bps)	1Y	3Y	5Y
1Y	3,8897	5	20	4,0480	4,0230	4,2440
2Y	3,9694	6	36	4,0175	4,0730	4,2890
3Y	3,9745	5	41	4,0190	4,1280	4,3360
4Y	3,9862	4	41	4,0440	4,1770	4,3790
5Y	4,0107	4	40	4,0800	4,2240	4,4250
7Y	4,0832	3	38	4,1580	4,3140	4,5090
10Y	4,1965	2	35	4,2755	4,4370	4,6060
15Y	4,3640	2	31	4,4260	4,5390	4,6520
20Y	4,4375	1	29	4,4750	4,5430	4,6075
30Y	4,3935	0	26	4,4080	4,4270	4,4400

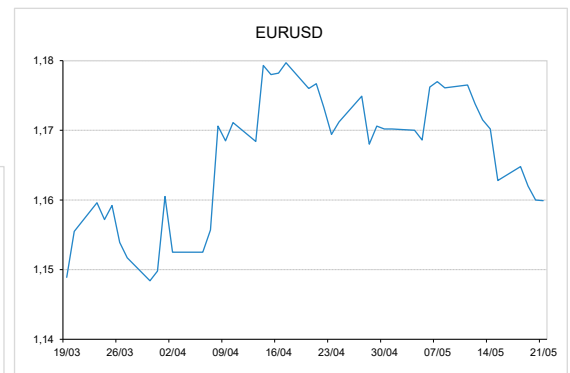
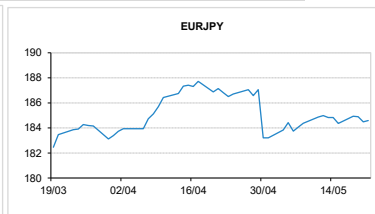
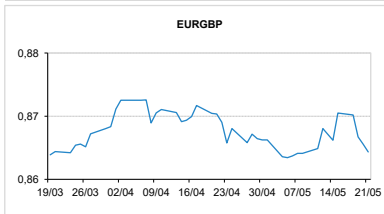


COMMODITIES	LAST	Var. 1D	Var. 1M	BONDS	YIELD	1D (bps)	1M (bps)
BRENT	107,62	2,60	14,38	OT 2Y	2,705	0,03	11,60
JETFUEL	1.303,25	-54,50	-118,75	OT 5Y	2,964	0,03	10,00
DIESEL	1.191,75	-43,00	70,25	OT 10Y	3,480	0,02	7,20
COBRE	13.654,50	244,50	380,50	BUND 10Y	3,082	-0,62	9,10
ZINCO	3.555,94	47,21	133,95	SCHATZ 2Y	3,013	1,75	14,00
OURO	4.511,86	-32,33	-208,18	T-NOTE 10Y	4,850	4,52	27,10
TRIGO	655,75	-4,75	43,00	T-NOTE 2Y	4,339	6,46	31,50
LICENÇA C02	74,91	-0,49	-0,79	GILT 10Y	5,701	-3,46	10,20



CAMBIAL

CAMBIAL	FIXING	Var. 1D	Var. 1M	FW 3M	FW 6M	FW 12M
EUR/USD	1,1599	-0,01%	-1,43%	1,1644	1,1685	1,1762
EUR/GBP	0,86433	0,14%	0,70%	0,86794	0,87150	0,87871
EUR/JPY	184,590	-0,06%	1,38%	184,583	184,576	184,562
EUR/CHF	0,9146	0,03%	0,27%	0,9092	0,9032	0,8917
EUR/BRL	5,798	0,26%	0,94%	5,9527	6,0980	6,3812
EUR/PLN	4,2465	-0,01%	-0,16%	4,2640	4,2815	4,3231



FIXINGS CONTRA USD e EUR

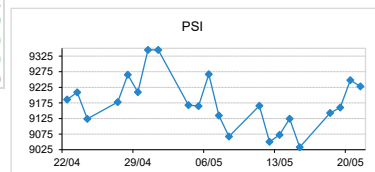
	EUR	USD	GBP	JPY	CHF	SEK	DKK	CAD	AUD	BRL	NOK
EUR	-	1,1599	0,8643	184,59	0,9146	10,8697	7,4727	1,5971	1,62455	5,7980	10,7342
USD	0,8625	-	0,7457	159,16	0,7887	9,3696	6,4451	1,3787	1,4012	5,0063	9,2448

ACCIONISTA

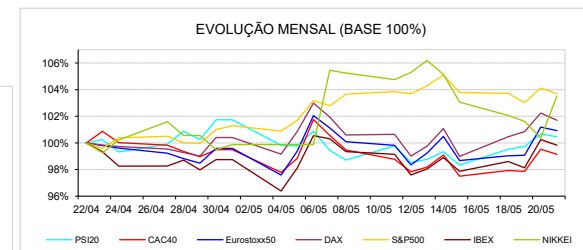
TITULO	COTAÇÃO	1D %	YTD %
ALTRI	5,180	0,39	15,11
BCP	0,962	0,56	7,30
CORT. AMORIM	6,970	0,14	5,45
CTT	6,325	-0,78	-14,87
EDP	4,468	0,72	14,13
EDP R	14,460	1,90	20,10
GALP	19,700	-0,25	34,65
IBERSOL	11,580	-0,52	16,97
J MARTINS	18,830	-0,58	-7,06
MOTA ENGL	4,746	-2,39	-4,08
NAVIGATOR	3,400	0,24	8,28
NOS	5,305	-1,85	34,72
REN	3,610	0,70	12,29
SEMAPA	23,200	1,09	11,00
SONAE SGPS	1,886	-4,46	17,00
TEIX. DUARTE	0,423	-0,94	-33,49

MAIORES GANHOS/PERDAS

Título	Varição %
EDP R	1,90
SEMAPA	1,09
EDP	0,72
REN	0,70
BCP	0,56
CTT	-0,78
TEIX. DUARTE	-0,94
NOS	-1,85
MOTA ENGL	-2,39
SONAE SGPS	-4,46



ÍNDICE	LAST	Var. 1D	YTD%	MAX Anual	MIN Anual
PSI	9.227,99	-0,22%	11,67%	9.516,43	7.237,89
CAC40	8.086,00	-0,39%	-0,78%	8.642,23	7.505,27
ESTX 50 PR	5.960,32	-0,26%	2,92%	6.199,78	5.154,83
XTRA DAX	24.606,77	-0,53%	0,48%	25.507,79	21.863,81
S&P 500	7.401,33	-0,43%	8,12%	7.517,12	5.767,41
IBEX 35	17.975,20	-0,42%	3,86%	18.573,80	13.737,20
NIKKEI 225	61.684,14	3,14%	22,54%	63.799,32	36.855,83



A informação mencionada é meramente indicativa e reflete o mercado pelas 16h30. As opiniões emitidas não podem ser entendidas como conselho ou recomendação para a prática de qualquer acto. A informação foi recolhida de fontes consideradas fiáveis, não se responsabilizando, no entanto, o CaixaBI por quaisquer incorreções que as mesmas possam conter. Para mais informações, contactar a Sala de Mercados