

**AGRE - ASSESSORIA E GESTÃO DE RISCO A EMPRESAS**

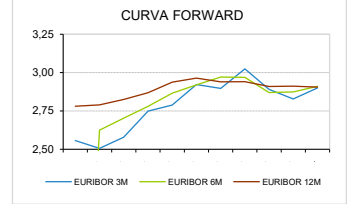
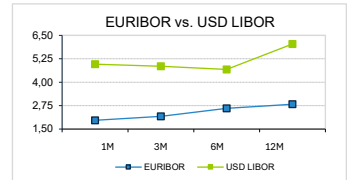
derivados.caixabi@caixabi.pt - 21 313 73 26

**RENDA FIXA**

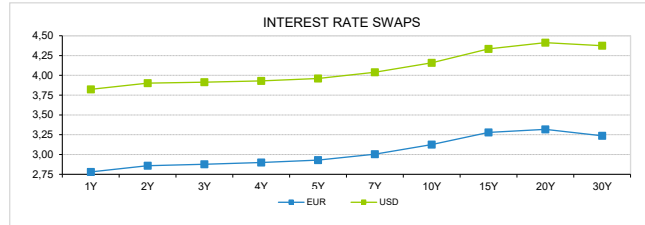
INTERBANK OFFERED RATES									
EURIBOR	FIXING	1D (bps)	1M (bps)	USD LIBOR	LAST PRICE	1D (bps)	1M (bps)	GBP	CHF
1M	1,9680	-1	-3	1M	4,9602	0	-35	3,7396	-0,0600
3M	2,1810	-2	-1	3M	4,8537	0	-42	3,8169	0,0050
6M	2,6030	-2	19	6M	4,6821	-1	-45	3,9630	0,0850
12M	2,8250	-2	12	12M	6,0414	8	31	4,2188	0,2900

INTEREST RATE SWAPS						
EUR	LAST	1D (bps)	1M (bps)	1Y	3Y	5Y
1Y	2,7803	-6	20	2,9439	2,9765	3,1600
2Y	2,8597	-10	21	2,9279	3,0170	3,2110
3Y	2,8760	-10	20	2,9410	3,0610	3,2650
4Y	2,8989	-10	18	2,9690	3,1100	3,3120
5Y	2,9290	-10	17	3,0080	3,1610	3,3581
7Y	3,0036	-9	14	3,0880	3,2500	3,4300
10Y	3,1260	-10	11	3,2100	3,3610	3,5051
15Y	3,2800	-8	9	3,3436	3,4312	3,4991
20Y	3,3178	-7	7	3,3549	3,3982	3,4210
30Y	3,2369	-5	5	3,2510	3,2590	3,2520

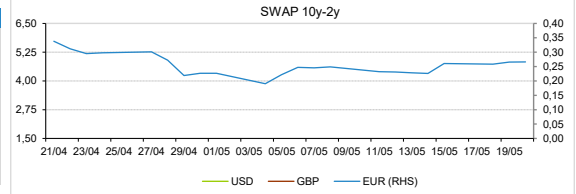
TAXA DE REFERENCIA BANCO CENTRAL	
Zona Euro	2,15
EUA	3,75
Reino Unido	3,75
Japão	0,75
Canadá	2,25
Suíça	-0,75
China	5,75
Brasil	14,50
Austrália	4,35
Índia	3,00



INTEREST RATE SWAPS				FORWARDS		
USD	LAST	1D (bps)	1M (bps)	1Y	3Y	5Y
1Y	3,8235	-4	17	3,9890	3,9890	4,2280
2Y	3,9011	-7	35	3,9620	4,0350	4,2750
3Y	3,9127	-8	40	3,9710	4,0970	4,3230
4Y	3,9300	-8	41	3,9980	4,1500	4,3670
5Y	3,9601	-8	40	4,0400	4,2005	4,4080
7Y	4,0392	-8	38	4,1260	4,2900	4,4870
10Y	4,1590	-8	34	4,2450	4,4130	4,5900
15Y	4,3344	-7	30	4,4020	4,5230	4,6410
20Y	4,4130	-6	28	4,4560	4,5300	4,6010
30Y	4,3747	-5	25	4,3930	4,4170	4,4340

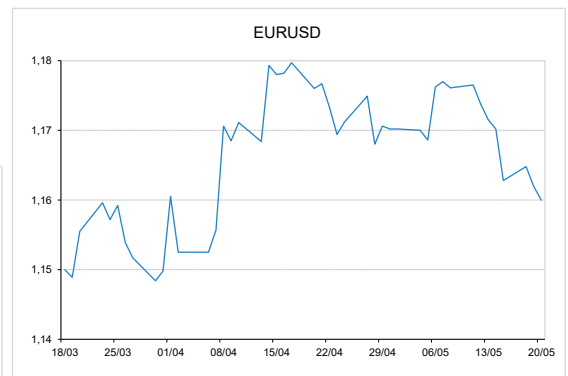
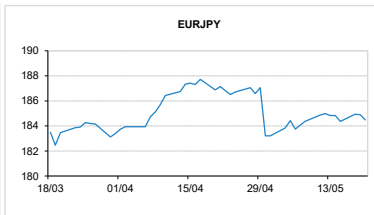
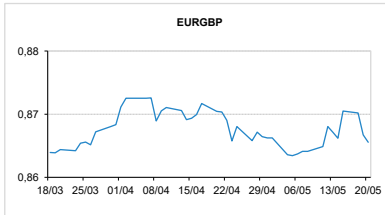


COMMODITIES	LAST	Var. 1D	Var. 1M	BONDS	YIELD	1D (bps)	1M (bps)
BRENT	105,47	-5,81	15,04	OT 2Y	2,672	-0,12	14,00
JETFUEL	1.357,75	-16,25	36,25	OT 5Y	2,929	-0,12	11,90
DIESEL	1.234,75	-24,25	152,00	OT 10Y	3,455	-0,12	8,70
COBRE	13.427,00	-176,50	64,00	BUND 10Y	3,073	-9,46	9,90
ZINCO	3.508,73	-11,38	43,42	SCHATZ 2Y	2,983	-9,27	15,80
OURO	4.531,71	49,10	-288,95	T-NOTE 10Y	4,808	-8,12	27,10
TRIGO	658,00	-9,25	52,00	T-NOTE 2Y	4,275	-7,87	31,10
LICENÇA C02	75,81	0,84	-0,32	GILT 10Y	5,716	-19,50	17,30



**CAMBIAL**

CAMBIAL	FIXING	Var. 1D	Var. 1M	FW 3M	FW 6M	FW 12M
EUR/USD	1,1600	-0,17%	-1,36%	1,1646	1,1685	1,1762
EUR/GBP	0,86555	0,13%	0,57%	0,86926	0,87273	0,88012
EUR/JPY	184,480	0,22%	1,30%	184,473	184,466	184,452
EUR/CHF	0,9151	0,05%	0,28%	0,9096	0,9038	0,8923
EUR/BRL	5,8295	0,51%	0,40%	5,9845	6,1248	6,4124
EUR/PLN	4,2466	0,12%	-0,38%	4,2644	4,2817	4,3239



**FIXINGS CONTRA USD e EUR**

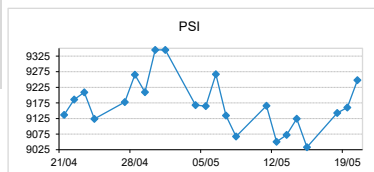
	EUR	USD	GBP	JPY	CHF	SEK	DKK	CAD	AUD	BRL	NOK
EUR	-	1,1600	0,8656	184,48	0,9151	10,8449	7,4726	1,5974	1,62481	5,8295	10,7735
USD	0,8605	-	0,7443	158,835	0,7872	9,3393	6,4305	1,3741	1,3978	5,0119	9,2622

**ACCIONISTA**

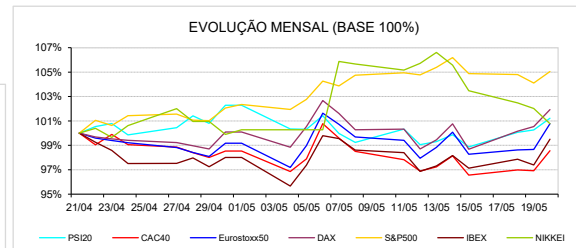
TITULO	COTAÇÃO	1D %	YTD %
ALTRI	5,160	0,39	14,67
BCP	0,956	2,80	6,69
CORT. AMORIM	6,960	0,72	5,30
CTT	6,375	0,63	-14,20
EDP	4,436	0,96	13,31
EDP R	14,190	3,20	17,86
GALP	19,750	-1,03	35,00
IBERSOL	11,640	0,17	17,58
J MARTINS	18,940	0,05	-6,52
MOTA ENGL	4,862	0,16	-1,74
NAVIGATOR	3,392	-0,24	8,03
NOS	5,405	-0,28	37,26
REN	3,585	-0,28	11,51
SEMAPA	22,950	0,88	9,81
SONAE SGPS	1,974	1,54	22,46
TEIX. DUARTE	0,427	1,55	-32,86

**MAIORES GANHOS/PERDAS**

Título	Variação %
EDP R	3,20
BCP	2,80
TEIX. DUARTE	1,55
SONAE SGPS	1,54
EDP	0,96
NAVIGATOR	-0,24
NOS	-0,28
REN	-0,28
GALP	-1,03



ÍNDICE	LAST	Var. 1D	YTD%	MAX Anual	MIN Anual
PSI	9.247,99	0,96%	11,91%	9.516,43	7.237,89
CAC40	8.117,42	1,70%	-0,39%	8.642,23	7.505,27
ESTX 50 PR	5.976,07	2,13%	3,19%	6.199,78	5.154,83
XTRA DAX	24.737,24	1,38%	1,01%	25.507,79	21.863,81
S&P 500	7.420,44	0,91%	8,40%	7.517,12	5.767,41
IBEX 35	18.051,70	2,16%	4,30%	18.573,80	13.737,20
NIKKEI 225	59.804,41	-1,23%	18,80%	63.799,32	36.855,83



A informação mencionada é meramente indicativa e reflete o mercado pelas 16h30. As opiniões emitidas não podem ser entendidas como conselho ou recomendação para a prática de qualquer acto. A informação foi recolhida de fontes consideradas fiáveis, não se responsabilizando, no entanto, o CaixaBI por quaisquer incorreções que as mesmas possam conter. Para mais informações, contactar a Sala de Mercados