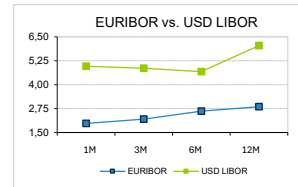


AGRE - ASSESSORIA E GESTÃO DE RISCO A EMPRESAS

derivados.caixabi@caixabi.pt - 21 313 73 26

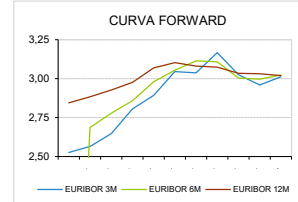
RENDA FIXA

INTERBANK OFFERED RATES									
EURIBOR	FIXING	1D (bps)	1M (bps)	USD LIBOR	LAST PRICE	1D (bps)	1M (bps)	GBP	CHF
1M	1,9760	1	-2	1M	4,9602	0	-35	3,7389	-0,0975
3M	2,2010	-2	0	3M	4,8537	0	-42	3,8364	-0,0387
6M	2,6190	3	20	6M	4,6821	-1	-45	3,9991	0,0900
12M	2,8480	2	16	12M	6,0414	8	31	4,2816	0,3100

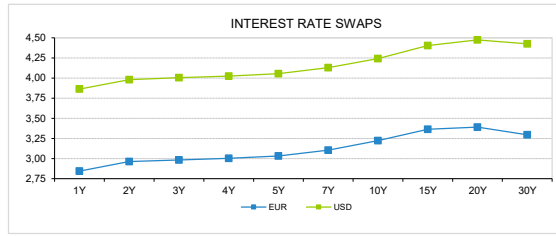


INTEREST RATE SWAPS						
EUR	LAST	1D (bps)	1M (bps)	1Y	3Y	5Y
1Y	2,8437	2	27	3,0827	3,0715	3,2500
2Y	2,9620	4	31	3,0515	3,1105	3,3035
3Y	2,9810	4	30	3,0590	3,1560	3,3540
4Y	3,0029	4	29	3,0810	3,2040	3,4020
5Y	3,0310	4	27	3,1128	3,2539	3,4457
7Y	3,1031	3	24	3,1910	3,3420	3,5130
10Y	3,2226	4	21	3,3063	3,4430	3,5750
15Y	3,3646	2	17	3,4230	3,5000	3,5552
20Y	3,3905	2	14	3,4225	3,4535	3,4689
30Y	3,2946	2	11	3,3064	3,3060	3,2930

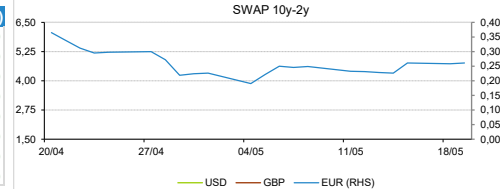
TAXA DE REFERÊNCIA BANCO CENTRAL	
Zona Euro	2,15
EUA	3,75
Reino Unido	3,75
Japão	0,75
Canadá	2,25
Suíça	-0,75
China	5,75
Brasil	14,50
Austrália	4,35
Índia	3,00



INTEREST RATE SWAPS				FORWARDS		
USD	LAST	1D (bps)	1M (bps)	1Y	3Y	5Y
1Y	3,8628	4	21	4,0960	4,0870	4,2950
2Y	3,9795	6	43	4,0770	4,1380	4,3450
3Y	4,0046	7	49	4,0800	4,1880	4,3900
4Y	4,0244	8	50	4,1060	4,2370	4,4310
5Y	4,0546	8	49	4,1410	4,2830	4,4730
7Y	4,1293	8	46	4,2180	4,3670	4,5540
10Y	4,2416	7	42	4,3290	4,4850	4,6460
15Y	4,4045	6	36	4,4730	4,5800	4,6870
20Y	4,4742	5	33	4,5170	4,5800	4,6390
30Y	4,4247	4	29	4,4410	4,4570	4,4670

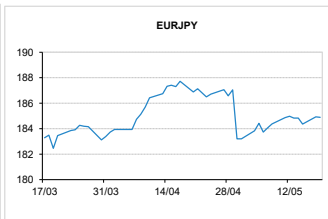
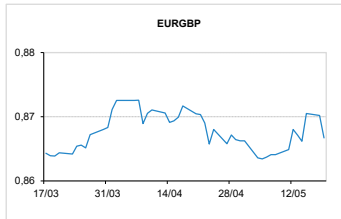
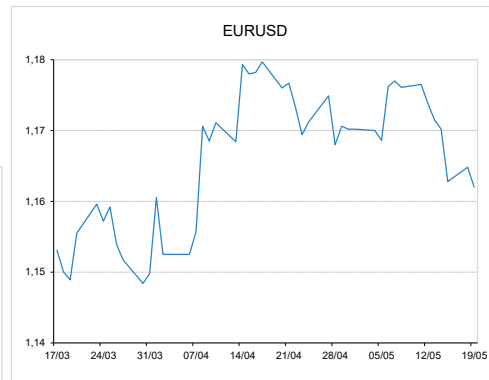


COMMODITIES	LAST	Var. 1D	Var. 1M	BONDS	YIELD	1D (bps)	1M (bps)
BRENT	110,58	-1,52	24,07	OT 2Y	2,785	0,05	29,10
JETFUEL	1.374,00	31,25	52,50	OT 5Y	3,043	0,05	26,30
DIESEL	1.259,00	32,25	176,25	OT 10Y	3,566	0,05	22,70
COBRE	13.590,00	32,50	240,50	BUND 10Y	3,171	2,68	22,30
ZINCO	3.507,50	-9,96	45,41	SCHATZ 2Y	3,080	2,51	29,20
OURO	4.502,94	-64,88	-318,06	T-NOTE 10Y	4,895	4,35	36,50
TRIGO	669,25	4,75	70,00	T-NOTE 2Y	4,362	3,84	41,50
LICENÇA C02	75,04	-0,51	-2,42	GILT 10Y	5,925	-2,36	50,60



CAMBIAL

CAMBIAL	FIXING	Var. 1D	Var. 1M	FW 3M	FW 6M	FW 12M
EUR/USD	1,1620	-0,24%	-1,19%	1,1665	1,1704	1,1777
EUR/GBP	0,86671	0,40%	0,43%	0,87038	0,87407	0,88155
EUR/JPY	184,890	0,02%	1,08%	184,883	184,876	184,861
EUR/CHF	0,9160	-0,19%	0,18%	0,9106	0,9045	0,8928
EUR/BRL	5,8556	-0,63%	-0,04%	6,0132	6,1570	6,4484
EUR/PLN	4,2520	-0,24%	-0,51%	4,2694	4,2875	4,3306

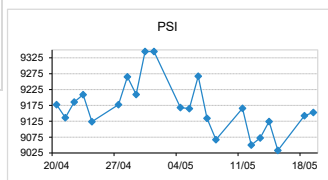


FIXINGS CONTRA USD e EUR											
	EUR	USD	GBP	JPY	CHF	SEK	DKK	CAD	AUD	BRL	NOK
EUR	-	1,1620	0,8667	184,89	0,9160	10,9032	7,4728	1,5960	1,63414	5,8556	10,7624
USD	0,8623	-	0,7468	159,095	0,7905	9,4225	6,4437	1,3770	1,4116	5,0498	9,2977

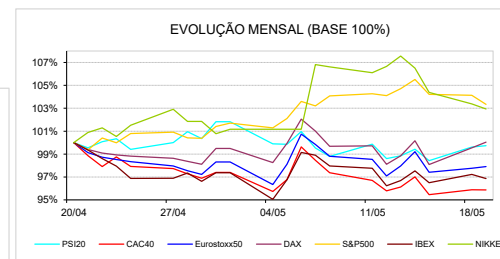
ACCIONISTA

TITULO	COTAÇÃO	1D %	YTD %
ALTRI	5,140	0,98	14,22
BCP	0,930	0,15	3,79
CORT. AMORIM	6,910	-0,43	4,54
CTT	6,335	-0,78	-14,74
EDP	4,394	0,32	12,23
EDP R	13,750	-0,58	14,20
GALP	19,955	-1,11	36,40
IBERSOL	11,620	0,52	17,37
J MARTINS	18,930	0,91	-6,56
MOTA ENGL	4,854	-1,66	-1,90
NAVIGATOR	3,400	0,47	8,28
NOS	5,420	1,40	37,64
REN	3,595	1,84	11,82
SEMAPA	22,750	0,00	8,85
SONAE SGPS	1,944	0,62	20,60
TEIX. DUARTE	0,421	-0,83	-33,88

MAIORES GANHOS/PERDAS	
Título	Variação %
REN	1,84
NOS	1,40
ALTRI	0,98
J MARTINS	0,91
SONAE SGPS	0,62
EDP R	-0,58
CTT	-0,78
TEIX. DUARTE	-0,83
GALP	-1,11
MOTA ENGL	-1,66



ÍNDICE	LAST	Var. 1D	YTD %	MAX Anual	MIN Anual
PSI	9.160,30	0,19%	10,85%	9.516,43	7.149,54
CAC40	7.981,76	-0,07%	-2,06%	8.642,23	7.505,27
ESTX 50 PR	5.851,16	0,04%	1,03%	6.199,78	5.154,83
XTRA DAX	24.400,65	0,38%	-0,37%	25.507,79	21.863,81
S&P 500	7.343,75	-0,81%	7,27%	7.517,12	5.767,41
IBEX 35	17.670,10	-0,48%	2,09%	18.573,80	13.737,20
NIKKEI 225	60.550,59	-0,44%	20,28%	63.799,32	36.855,83



A informação mencionada é meramente indicativa e reflete o mercado pelas 16h30. As opiniões emitidas não podem ser entendidas como conselho ou recomendação para a prática de qualquer acto. A informação foi recolhida de fontes consideradas fiáveis, não se responsabilizando, no entanto, o CaixaBI por qualquer incorreções que as mesmas possam conter. Para mais informações,