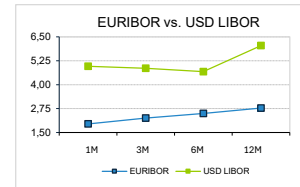


AGRE - ASSESSORIA E GESTÃO DE RISCO A EMPRESAS
derivados.caixabi@caixabi.pt - 21 313 73 26

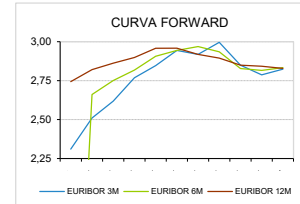
RENDA FIXA

INTERBANK OFFERED RATES									
EURIBOR	FIXING	1D (bps)	1M (bps)	USD LIBOR	LAST PRICE	1D (bps)	1M (bps)	GBP	CHF
1M	1,9470	-2	-5	1M	4,9602	0	-35	3,7381	-0,0800
3M	2,2540	2	6	3M	4,8537	0	-42	3,8217	-0,0458
6M	2,4920	2	4	6M	4,6821	-1	-45	3,9765	0,0700
12M	2,7780	7	6	12M	6,0414	8	31	4,1976	0,2425

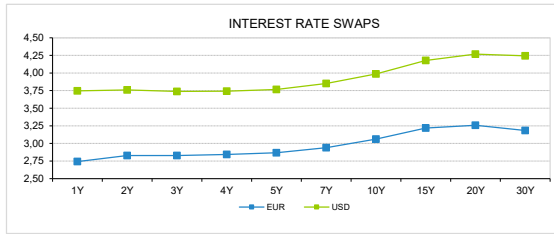


INTEREST RATE SWAPS						
EUR	LAST	1D (bps)	1M (bps)	1Y	3Y	5Y
1Y	2,7422	4	5	2,9195	2,8955	3,0858
2Y	2,8287	5	2	2,8751	2,9340	3,1370
3Y	2,8283	5	2	2,8810	2,9830	3,1930
4Y	2,8435	4	-1	2,9040	3,0328	3,2410
5Y	2,8681	4	-1	2,9380	3,0847	3,2861
7Y	2,9394	4	-3	3,0210	3,1780	3,3650
10Y	3,0620	3	-5	3,1430	3,2920	3,4380
15Y	3,2180	3	-6	3,2770	3,3660	3,4352
20Y	3,2580	3	-5	3,2918	3,3347	3,3633
30Y	3,1840	2	-4	3,1975	3,2062	3,2041

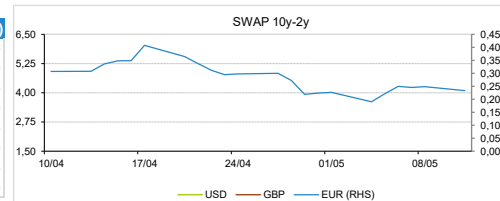
TAXA DE REFERÊNCIA BANCO CENTRAL	
Zona Euro	2,15
EUA	3,75
Reino Unido	3,75
Japão	0,75
Canadá	2,25
Suíça	-0,75
China	5,75
Brasil	14,50
Austrália	4,35
Índia	3,00



INTEREST RATE SWAPS				FORWARDS		
USD	LAST	1D (bps)	1M (bps)	1Y	3Y	5Y
1Y	3,7472	2	4	3,7690	3,7470	4,0350
2Y	3,7590	4	15	3,7360	3,8090	4,1010
3Y	3,7389	4	17	3,7400	3,8815	4,1530
4Y	3,7413	4	16	3,7710	3,9500	4,2040
5Y	3,7660	4	15	3,8200	4,0070	4,2560
7Y	3,8520	4	14	3,9220	4,1150	4,3500
10Y	3,9859	3	13	4,0640	4,2580	4,4580
15Y	4,1780	3	11	4,2420	4,3810	4,5200
20Y	4,2684	3	11	4,3090	4,3990	4,4870
30Y	4,2434	3	11	4,2590	4,2950	4,3250

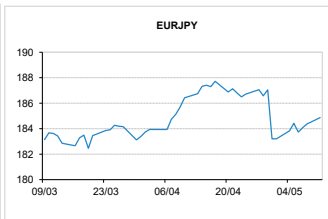
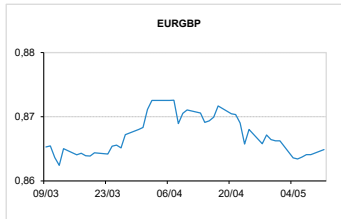
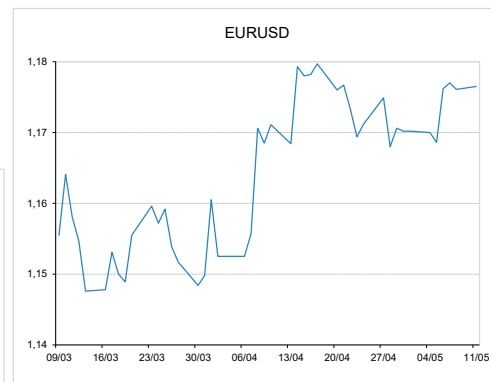


COMMODITIES	LAST	Var. 1D	Var. 1M	BONDS	YIELD	1D (bps)	1M (bps)
BRENT	104,42	3,13	14,14	OT 2Y	2,658	0,05	5,70
JETFUEL	1,272,25	54,25	-195,75	OT 5Y	2,893	0,04	5,60
DIESEL	1,196,25	42,25	-71,00	OT 10Y	3,403	0,04	2,60
COBRE	13.535,50	180,00	864,00	BUND 10Y	3,027	3,87	1,00
ZINCO	3,422,72	-34,90	130,52	SCHATZ 2Y	2,993	5,25	6,30
OURO	4.731,80	16,17	-9,31	T-NOTE 10Y	4,670	2,60	8,30
TRIGO	632,00	13,00	51,25	T-NOTE 2Y	4,162	2,81	13,60
LICENÇA C02	77,28	2,10	4,44	GILT 10Y	5,751	13,22	28,70



CAMBIAL

CAMBIAL	FIXING	Var. 1D	Var. 1M	FW 3M	FW 6M	FW 12M
EUR/USD	1,1765	0,03%	0,69%	1,1811	1,1849	1,1916
EUR/GBP	0,86488	-0,09%	0,66%	0,86861	0,87238	0,88015
EUR/JPY	184,870	-0,27%	1,02%	184,863	184,856	184,841
EUR/CHF	0,9157	-0,04%	0,68%	0,9103	0,9043	0,8925
EUR/BRL	5,7696	-0,13%	1,84%	5,9249	6,0692	6,3408
EUR/PLN	4,2381	-0,05%	0,22%	4,2558	4,2727	4,3116



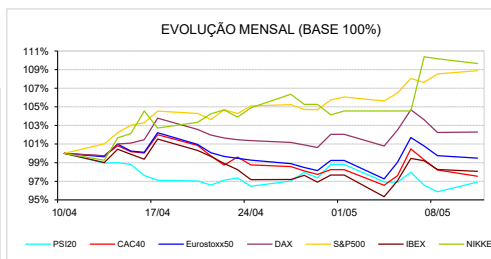
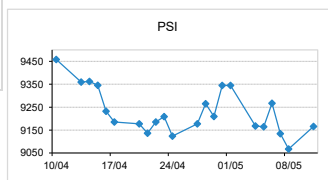
FIXINGS CONTRA USD e EUR											
	EUR	USD	GBP	JPY	CHF	SEK	DKK	CAD	AUD	BRL	NOK
EUR	-	1,1765	0,8649	184,87	0,9157	10,8582	7,4730	1,6098	1,62318	5,7696	10,8163
USD	0,8488	-	0,7335	157,01	0,7772	9,2184	6,3431	1,3665	1,3783	4,8952	9,1885

ACCIONISTA

TITULO	COTAÇÃO	1D %	YTD %
ALTRI	4,990	0,40	10,89
BCP	0,926	0,02	3,37
CORT. AMORIM	7,090	1,29	7,26
CTT	6,335	0,48	-14,74
EDP	4,473	3,76	14,25
EDP R	14,670	5,09	21,84
GALP	19,095	0,24	30,52
IBERSOL	11,900	0,34	20,20
J MARTINS	18,510	-1,12	-8,64
MOTA ENGLI	4,870	1,21	-1,58
NAVIGATOR	3,334	1,96	6,18
NOS	5,355	1,61	35,99
REN	3,625	0,55	12,75
SEMAPA	23,850	0,85	14,11
SONAE SGPS	1,890	-2,48	17,25
TEIX. DUARTE	0,429	0,47	-32,63

MAIORES GANHOS/PERDAS	
Título	Variação %
EDP R	5,09
EDP	3,76
NAVIGATOR	1,96
NOS	1,61
CORT. AMOF	1,29
J MARTINS	-1,12
SONAE SGP	-2,48

ÍNDICE	LAST	Var. 1D	YTD %	MAX Anual	MIN Anual
PSI	9.165,76	1,09%	10,92%	9.516,43	6.964,48
CAC40	8.056,38	-0,69%	-1,14%	8.642,23	7.505,27
ESTX 50 PR	5.895,45	-0,27%	1,80%	6.199,78	5.154,83
XTRA DAX	24.350,28	0,05%	-0,57%	25.507,79	21.863,81
S&P 500	7.420,28	0,32%	8,43%	7.423,59	5.767,41
IBEX 35	17.852,50	-0,21%	3,15%	18.573,80	13.558,10
NIKKEI 225	62.417,88	-0,47%	23,99%	63.385,04	36.855,83



A informação mencionada é meramente indicativa e reflete o mercado pelas 16h30. As opiniões emitidas não podem ser entendidas como conselho ou recomendação para a prática de qualquer acto. A informação foi recolhida de fontes consideradas fiáveis, não se responsabilizando, no entanto, o CaixaBI por qualquer incorreções que as mesmas possam conter. Para mais informações,