

AGRE - ASSESSORIA E GESTÃO DE RISCO A EMPRESAS

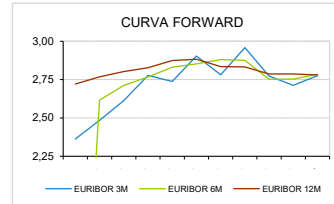
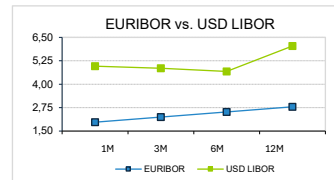
derivados.caixabi@caixabi.pt - 21 313 73 26

RENDA FIXA

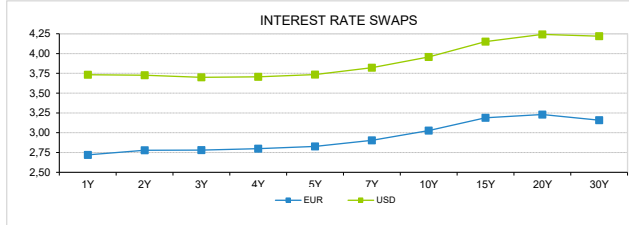
INTERBANK OFFERED RATES									
EURIBOR	FIXING	1D (bps)	1M (bps)	USD LIBOR	LAST PRICE	1D (bps)	1M (bps)	GBP	CHF
1M	1,9740	0	6	1M	4,9602	0	-35	3,7389	-0,0200
3M	2,2480	1	8	3M	4,8537	0	-42	3,8230	0,0203
6M	2,5220	-3	1	6M	4,6821	-1	-45	3,9863	0,0850
12M	2,7950	-7	-8	12M	6,0414	8	31	4,2158	0,2500

INTEREST RATE SWAPS						
EUR	LAST	1D (bps)	1M (bps)	1Y	3Y	5Y
1Y	2,7205	-1	-8	2,8364	2,8560	3,0538
2Y	2,7790	0	-14	2,8090	2,9015	3,1095
3Y	2,7806	0	-14	2,8270	2,9510	3,1620
4Y	2,7989	1	-14	2,8550	3,0014	3,2120
5Y	2,8271	0	-13	2,8915	3,0545	3,2580
7Y	2,9030	0	-12	2,9780	3,1480	3,3360
10Y	3,0280	0	-11	3,1060	3,2640	3,4140
15Y	3,1888	0	-8	3,2445	3,3404	3,4114
20Y	3,2301	-1	-5	3,2612	3,3093	3,3401
30Y	3,1590	-1	-1	3,1700	3,1830	3,1820

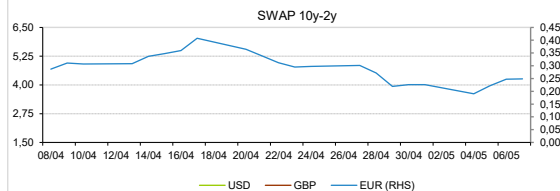
TAXA DE REFERENCIA BANCO CENTRAL	
Zona Euro	2,15
EUA	3,75
Reino Unido	3,75
Japão	0,75
Canadá	2,25
Suíça	-0,75
China	5,75
Brasil	14,50
Austrália	4,35
Índia	3,00



INTEREST RATE SWAPS				FORWARDS		
USD	LAST	1D (bps)	1M (bps)	1Y	3Y	5Y
1Y	3,7328	1	3	3,7220	3,7210	4,0080
2Y	3,7260	1	11	3,6840	3,7860	4,0730
3Y	3,6997	2	12	3,6960	3,8570	4,1260
4Y	3,7056	2	13	3,7330	3,9240	4,1760
5Y	3,7336	2	12	3,7840	3,9820	4,2290
7Y	3,8221	2	11	3,8880	4,0900	4,3300
10Y	3,9575	2	11	4,0340	4,2370	4,4400
15Y	4,1513	2	11	4,2180	4,3620	4,5020
20Y	4,2420	2	11	4,2850	4,3780	4,4650
30Y	4,2185	2	12	4,2340	4,2730	4,3030

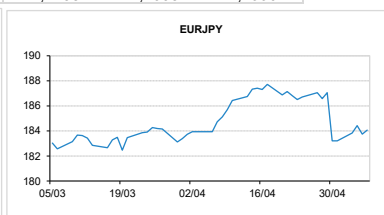
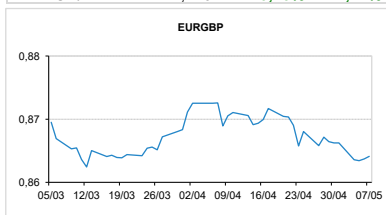
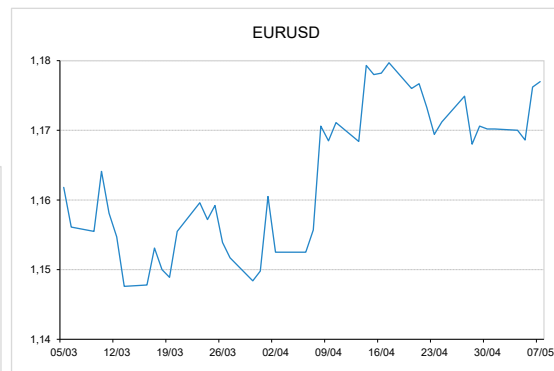


COMMODITIES	LAST	Var. 1D	Var. 1M	BONDS	YIELD	1D (bps)	1M (bps)
BRENT	98,17	-3,10	-1,89	OT 2Y	2,607	0,02	-16,70
JETFUEL	1,285,75	-152,25	-552,50	OT 5Y	2,852	0,01	-15,10
DIESEL	1,203,00	-108,50	-404,75	OT 10Y	3,362	0,00	-15,10
COBRE	13,391,50	257,50	1,032,50	BUND 10Y	2,983	-0,61	-11,00
ZINCO	3,393,10	29,41	109,21	SCHATZ 2Y	2,923	0,25	-18,30
OURO	4,735,29	43,93	28,78	T-NOTE 10Y	4,644	0,56	1,30
TRIGO	605,75	-11,50	-2,50	T-NOTE 2Y	4,118	0,80	4,00
LICENÇA C02	75,11	-0,94	3,60	GILT 10Y	5,666	-0,29	3,40



CAMBIAL

CAMBIAL	FIXING	Var. 1D	Var. 1M	FW 3M	FW 6M	FW 12M
EUR/USD	1,177	0,07%	1,84%	1,1817	1,1855	1,1925
EUR/GBP	0,8641	-0,05%	0,98%	0,8678	0,8716	0,8793
EUR/JPY	184,07	-0,18%	0,36%	184,06	184,06	184,04
EUR/CHF	0,9151	-0,04%	1,10%	0,9098	0,9039	0,8925
EUR/BRL	5,7963	-0,20%	3,14%	5,9527	6,1003	6,3701
EUR/PLN	4,2261	0,16%	1,14%	4,2438	4,2608	4,2990



FIXINGS CONTRA USD e EUR

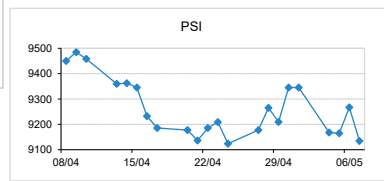
	EUR	USD	GBP	JPY	CHF	SEK	DKK	CAD	AUD	BRL	NOK
EUR	-	1,1770	0,8641	184,07	0,9151	10,8476	7,4727	1,6045	1,62423	5,7963	10,9305
USD	0,8492	-	0,7338	156,285	0,7768	9,1999	6,3457	1,3635	1,3782	4,9159	9,2701

ACCIONISTA

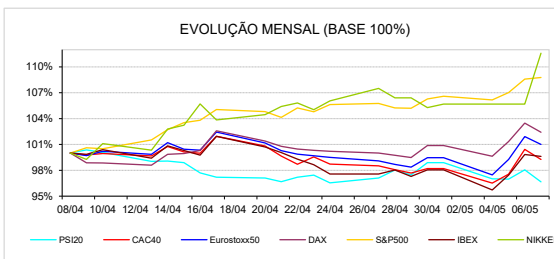
TÍTULO	COTAÇÃO	1D %	YTD %
ALTRI	4,980	-1,97	10,67
BCP	0,932	1,39	4,02
CORT. AMORIM	7,030	-0,42	6,35
CTT	6,360	0,95	-14,40
EDP	4,400	0,00	12,39
EDP R	13,870	-3,68	15,20
GALP	18,880	-2,15	29,05
IBERSOL	12,000	0,33	21,21
J MARTINS	19,240	-5,31	-5,03
MOTA ENGIL	4,854	-0,82	-1,90
NAVIGATOR	3,302	-2,13	5,16
NOS	5,205	0,00	32,18
REN	3,700	-1,20	15,09
SEMAPA	23,950	0,21	14,59
SONAE SGPS	1,940	-1,12	20,35
TEIX. DUARTE	0,433	-2,04	-31,92

MAIORES GANHOS/PERDAS

Título	Variação %
BCP	1,39
CTT	0,95
IBERSOL	0,33
SEMAPA	0,21
TEIX. DUARTE	-2,04
NAVIGATOR	-2,13
GALP	-2,15
EDP R	-3,68
J MARTINS	-5,31



ÍNDICE	LAST	Var. 1D	YTD%	MAX Anual	MIN Anual
PSI	9.134,30	-1,43%	10,54%	9.516,43	6.964,48
CAC40	8.202,08	-1,17%	0,65%	8.642,23	7.505,27
ESTX 50 PR	5.972,65	-0,90%	3,13%	6.199,78	5.154,83
XTRA DAX	24.663,61	-1,02%	0,71%	25.507,79	21.863,81
S&P 500	7.376,88	0,17%	7,78%	7.385,02	5.578,64
IBEX 35	18.060,80	-0,24%	4,35%	18.573,80	13.423,50
NIKKEI 225	62.833,84	5,58%	24,82%	63.091,14	36.606,71



A informação mencionada é meramente indicativa e reflete o mercado pelas 16h30. As opiniões emitidas não podem ser entendidas como conselho ou recomendação para a prática de qualquer acto. A informação foi recolhida de fontes consideradas fiáveis, não se responsabilizando, no entanto, o CaixaBI por quaisquer incorreções que as mesmas possam conter. Para mais informações, contactar a Sala de Mercados