

AGRE - ASSESSORIA E GESTÃO DE RISCO A EMPRESAS

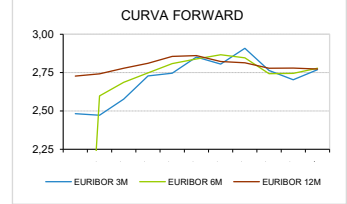
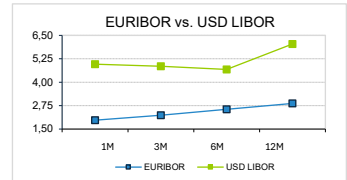
derivados.caixabi@caixabi.pt - 21 313 73 26

RENDA FIXA

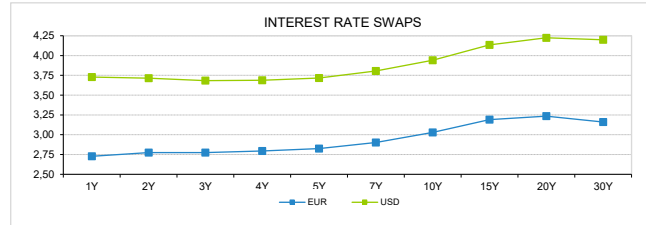
INTERBANK OFFERED RATES									
EURIBOR	FIXING	1D (bps)	1M (bps)	USD LIBOR	LAST PRICE	1D (bps)	1M (bps)	GBP	CHF
1M	1,9740	2	7	1M	4,9602	0	-35	3,7389	-0,0525
3M	2,2400	2	14	3M	4,8537	0	-42	3,8327	0,0000
6M	2,5560	3	10	6M	4,6821	-1	-45	4,0232	0,0800
12M	2,8670	3	7	12M	6,0414	8	31	4,2929	0,2600

INTEREST RATE SWAPS						
EUR	LAST	1D (bps)	1M (bps)	1Y	3Y	5Y
1Y	2,7277	-6	1	2,8237	2,8584	3,0560
2Y	2,7750	-10	-4	2,8000	2,9051	3,1137
3Y	2,7747	-9	-5	2,8180	2,9560	3,1690
4Y	2,7952	-9	-5	2,8510	3,0078	3,2170
5Y	2,8252	-8	-5	2,8905	3,0590	3,2650
7Y	2,9021	-7	-3	2,9800	3,1550	3,3450
10Y	3,0291	-6	-2	3,1088	3,2710	3,4220
15Y	3,1916	-5	-1	3,2501	3,3483	3,4192
20Y	3,2347	-4	1	3,2656	3,3156	3,3454
30Y	3,1614	-2	4	3,1720	3,1840	3,1820

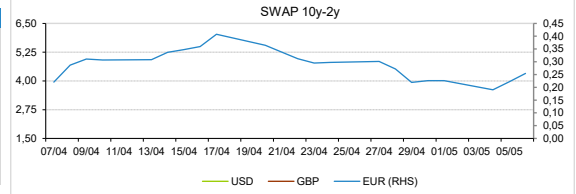
TAXA DE REFERENCIA BANCO CENTRAL	
Zona Euro	2,15
EUA	3,75
Reino Unido	3,75
Japão	0,75
Canadá	2,25
Suíça	-0,75
China	5,75
Brasil	14,50
Austrália	4,35
Índia	3,00



INTEREST RATE SWAPS				FORWARDS		
USD	LAST	1D (bps)	1M (bps)	1Y	3Y	5Y
1Y	3,7275	-4	-2	3,6990	3,7090	4,0050
2Y	3,7140	-7	4	3,6590	3,7760	4,0690
3Y	3,6832	-7	5	3,6750	3,8490	4,1190
4Y	3,6887	-7	6	3,7160	3,9170	4,1690
5Y	3,7169	-7	5	3,7690	3,9730	4,2190
7Y	3,8060	-6	5	3,8750	4,0790	4,3130
10Y	3,9407	-6	6	4,0190	4,2220	4,4215
15Y	4,1345	-5	7	4,1990	4,3440	4,4810
20Y	4,2245	-4	8	4,2650	4,3600	4,4460
30Y	4,1996	-2	9	4,2140	4,2540	4,2820

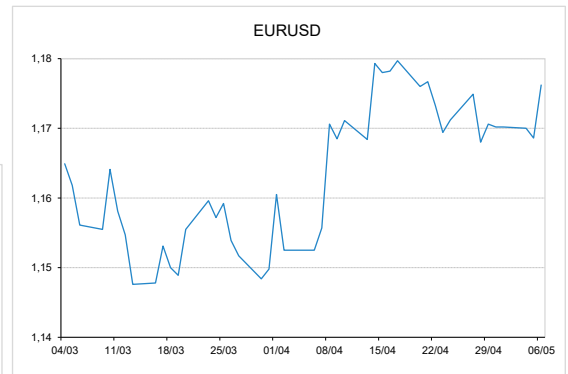
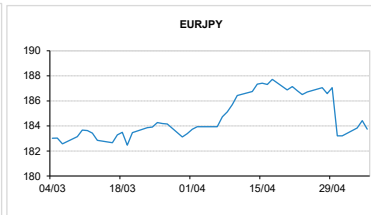
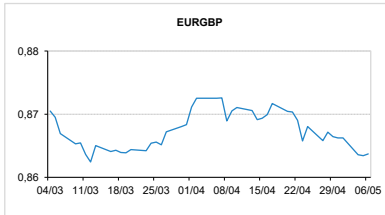


COMMODITIES	LAST	Var. 1D	Var. 1M	BONDS	YIELD	1D (bps)	1M (bps)
BRENT	101,86	-8,01	1,74	OT 2Y	2,586	-0,12	-7,90
JETFUEL	1.438,00	-95,75	-400,25	OT 5Y	2,841	-0,10	-5,50
DIESEL	1.311,50	-19,75	-296,25	OT 10Y	3,362	-0,09	-5,40
COBRE	13.100,50	138,00	775,00	BUND 10Y	2,986	-8,15	-0,60
ZINCO	3.363,69	17,56	79,80	SCHATZ 2Y	2,915	-12,01	-7,00
OURO	4.691,57	134,65	41,72	T-NOTE 10Y	4,640	-5,20	0,30
TRIGO	613,25	-14,50	6,75	T-NOTE 2Y	4,112	-6,43	1,80
LICENÇA C02	76,19	0,48	4,50	GILT 10Y	5,673	-18,10	18,90



CAMBIAL

CAMBIAL	FIXING	Var. 1D	Var. 1M	FW 3M	FW 6M	FW 12M
EUR/USD	1,1762	0,65%	2,06%	1,1810	1,1848	1,1919
EUR/GBP	0,8637	-0,03%	1,02%	0,8675	0,8713	0,8791
EUR/JPY	183,74	0,37%	0,11%	183,73	183,73	183,71
EUR/CHF	0,9156	-0,01%	0,60%	0,9102	0,9045	0,8930
EUR/BRL	5,7903	-0,83%	2,56%	5,9456	6,0879	6,3640
EUR/PLN	4,2345	0,32%	0,82%	4,2527	4,2697	4,3082



FIXINGS CONTRA USD e EUR

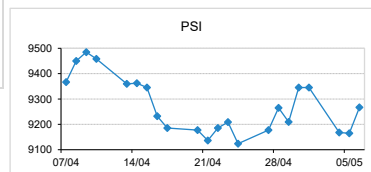
	EUR	USD	GBP	JPY	CHF	SEK	DKK	CAD	AUD	BRL	NOK
EUR	-	1,1762	0,8637	183,74	0,9156	10,8462	7,4725	1,6013	1,62502	5,7903	10,9009
USD	0,8506	-	0,7349	156,24	0,7790	9,2149	6,3562	1,3619	1,3812	4,9235	9,2681

ACCIONISTA

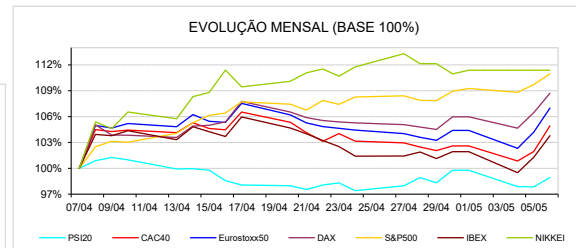
TÍTULO	COTAÇÃO	1D %	YTD %
ALTRI	5,080	0,79	12,89
BCP	0,919	3,49	2,59
CORT. AMORIM	7,060	4,90	6,81
CTT	6,300	3,62	-15,21
EDP	4,400	1,13	12,39
EDP R	14,400	1,41	19,60
GALP	19,295	-2,82	31,89
IBERSOL	11,960	0,17	20,81
J MARTINS	20,320	2,47	0,30
MOTA ENGIL	4,894	4,75	-1,09
NAVIGATOR	3,374	0,42	7,45
NOS	5,205	-6,22	29,64
REN	3,745	1,08	16,49
SEMAGA	23,900	1,92	14,35
SONAE SGPS	1,962	1,76	21,71
TEIX. DUARTE	0,442	4,74	-30,50

MAIORES GANHOS/PERDAS

Título	Variação %
CORT. AMORI	4,90
MOTA ENGIL	4,75
TEIX. DUARTE	4,74
CTT	3,62
BCP	3,49
GALP	-2,82
NOS	-6,22



ÍNDICE	LAST	Var. 1D	YTD%	MAX Anual	MIN Anual
PSI	9.266,81	1,12%	12,14%	9.516,43	6.964,48
CAC40	8.299,42	2,94%	1,84%	8.642,23	7.505,27
ESTX 50 PR	6.027,13	2,68%	4,07%	6.199,78	5.154,83
XTRA DAX	24.918,69	2,12%	1,75%	25.507,79	21.863,81
S&P 500	7.343,34	1,15%	7,26%	7.348,35	5.578,64
IBEX 35	18.104,30	2,47%	4,60%	18.573,80	13.408,00
NIKKEI 225	59.513,12	0,38%	18,22%	60.903,95	36.606,71



A informação mencionada é meramente indicativa e reflete o mercado pelas 16h30. As opiniões emitidas não podem ser entendidas como conselho ou recomendação para a prática de qualquer acto. A informação foi recolhida de fontes consideradas fiáveis, não se responsabilizando, no entanto, o CaixaBI por quaisquer incorreções que as mesmas possam conter. Para mais informações, contactar a Sala de Mercados