

AGRE - ACESSORIA E GESTÃO DE RISCO A EMPRESAS

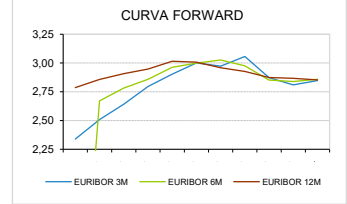
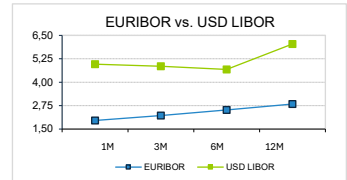
derivados.caixabi@caixabi.pt - 21 313 73 26

RENDA FIXA

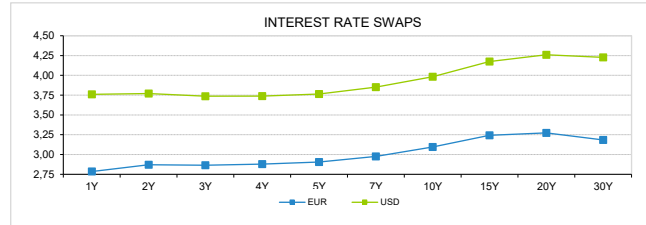
INTERBANK OFFERED RATES									
EURIBOR	FIXING	1D (bps)	1M (bps)	USD LIBOR	LAST PRICE	1D (bps)	1M (bps)	GBP	CHF
1M	1,9580	2	5	1M	4,9602	0	-35	3,7379	-0,0200
3M	2,2180	2	12	3M	4,8537	0	-42	3,8357	0,0255
6M	2,5230	-4	7	6M	4,6821	-1	-45	4,0312	0,1000
12M	2,8370	-5	4	12M	6,0414	8	31	4,2996	0,3000

INTEREST RATE SWAPS						
EUR	LAST	1D (bps)	1M (bps)	1Y	3Y	5Y
1Y	2,7850	-6	6	2,9587	2,9242	3,1188
2Y	2,8710	-6	5	2,9062	2,9680	3,1731
3Y	2,8654	-6	4	2,9130	3,0150	3,2280
4Y	2,8790	-5	4	2,9360	3,0660	3,2750
5Y	2,9045	-4	3	2,9709	3,1180	3,3171
7Y	2,9758	-4	4	3,0540	3,2090	3,3900
10Y	3,0957	-3	5	3,1723	3,3161	3,4551
15Y	3,2430	-2	4	3,2977	3,3799	3,4412
20Y	3,2735	-2	5	3,3027	3,3380	3,3599
30Y	3,1838	-1	7	3,1925	3,1940	3,1849

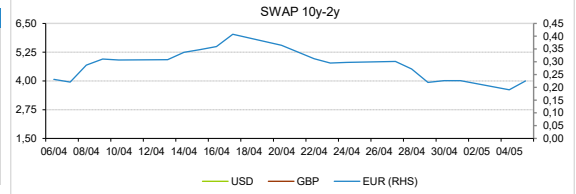
TAXA DE REFERENCIA BANCO CENTRAL	
Zona Euro	2,15
EUA	3,75
Reino Unido	3,75
Japão	0,75
Canadá	2,25
Suíça	-0,75
China	5,75
Brasil	14,50
Austrália	4,35
Índia	3,00



INTEREST RATE SWAPS				FORWARDS		
USD	LAST	1D (bps)	1M (bps)	1Y	3Y	5Y
1Y	3,7605	-2	1	3,7770	3,7490	4,0410
2Y	3,7692	-2	10	3,7220	3,8090	4,1020
3Y	3,7369	-2	11	3,7310	3,8830	4,1530
4Y	3,7385	-3	11	3,7640	3,9500	4,2040
5Y	3,7633	-3	10	3,8150	4,0070	4,2500
7Y	3,8502	-2	10	3,9180	4,1110	4,3440
10Y	3,9827	-2	10	4,0570	4,2530	4,4520
15Y	4,1737	-2	10	4,2340	4,3720	4,5080
20Y	4,2600	-2	11	4,2970	4,3850	4,4680
30Y	4,2270	-1	12	4,2390	4,2750	4,3030

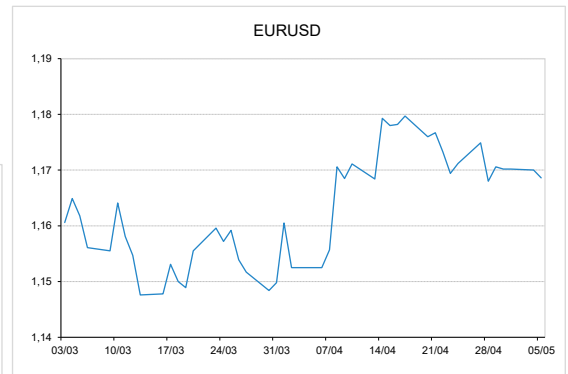
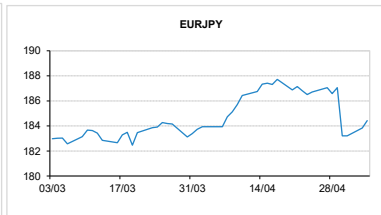
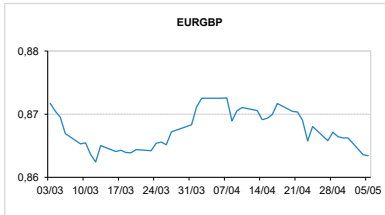


COMMODITIES	LAST	Var. 1D	Var. 1M	BONDS	YIELD	1D (bps)	1M (bps)
BRENT	110,24	-4,20	10,80	OT 2Y	2,698	-0,06	3,30
JETFUEL	1.533,75	5,00	-81,50	OT 5Y	2,940	-0,06	4,40
DIESEL	1.331,25	-18,25	-68,00	OT 10Y	3,453	-0,06	3,70
COBRE	12.949,50	9,50	562,00	BUND 10Y	3,055	-0,61	6,30
ZINCO	3.346,13	-20,95	42,55	SCHATZ 2Y	3,023	-2,51	3,80
OURO	4.572,24	50,33	-77,61	T-NOTE 10Y	4,685	-2,79	4,10
TRIGO	625,25	-15,75	#N/A N/A	T-NOTE 2Y	4,166	-3,42	7,00
LICENÇA C02	75,84	2,80	4,15	GILT 10Y	5,845	12,48	36,30



CAMBIAL

CAMBIAL	FIXING	Var. 1D	Var. 1M	FW 3M	FW 6M	FW 12M
EUR/USD	1,1686	-0,12%	1,40%	1,1733	1,1770	1,1835
EUR/GBP	0,86343	0,02%	1,05%	0,8672	0,8711	0,8788
EUR/JPY	184,42	-0,32%	-0,26%	184,41	184,41	184,39
EUR/CHF	0,9157	0,10%	0,60%	0,9103	0,9043	0,8927
EUR/BRL	5,7522	0,93%	3,25%	5,9085	6,0524	6,3259
EUR/PLN	4,2465	0,30%	0,53%	4,2646	4,2824	4,3224



FIXINGS CONTRA USD e EUR

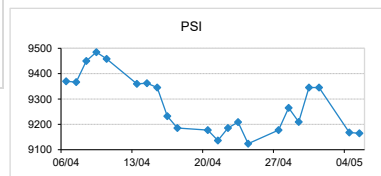
	EUR	USD	GBP	JPY	CHF	SEK	DKK	CAD	AUD	BRL	NOK
EUR	-	1,1686	0,8634	184,42	0,9157	10,8263	7,4729	1,5935	1,62724	5,7522	10,8260
USD	0,8545	-	0,7374	157,7	0,7820	9,2503	6,3850	1,3616	1,3915	4,9243	9,2534

ACCIONISTA

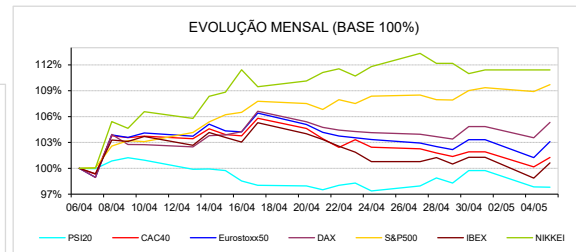
TÍTULO	COTAÇÃO	1D %	YTD %
ALTRI	5,040	0,40	12,00
BCP	0,888	1,32	-0,87
CORT. AMORIM	6,730	5,16	1,82
CTT	6,080	0,00	-18,17
EDP	4,351	-5,25	11,14
EDP R	14,200	1,72	17,94
GALP	19,855	-0,10	35,71
IBERSOL	11,940	-1,97	20,61
J MARTINS	19,830	-0,30	-2,12
MOTA ENGIL	4,672	-0,09	-5,58
NAVIGATOR	3,360	1,14	7,01
NOS	5,550	1,83	38,23
REN	3,705	0,27	15,24
SEMAGA	23,450	2,18	12,20
SONAE SGPS	1,928	0,00	19,60
TEIX. DUARTE	0,422	-1,40	-33,65

MAIORES GANHOS/PERDAS

Título	Variação %
CORT. AMORI	5,16
SEMAGA	2,18
NOS	1,83
EDP R	1,72
BCP	1,32
GALP	-0,10
J MARTINS	-0,30
TEIX. DUARTE	-1,40
IBERSOL	-1,97
EDP	-5,25



ÍNDICE	LAST	Var. 1D	YTD%	MAX Anual	MIN Anual
PSI	9.164,62	-0,04%	10,90%	9.516,43	6.954,25
CAC40	8.062,31	1,08%	-1,07%	8.642,23	7.505,27
ESTX 50 PR	5.869,63	1,84%	1,35%	6.199,78	5.154,83
XTRA DAX	24.401,70	1,71%	-0,36%	25.507,79	21.863,81
S&P 500	7.254,14	0,75%	5,97%	7.272,52	5.578,64
IBEX 35	17.667,70	1,80%	2,08%	18.573,80	13.408,00
NIKKEI 225	59.513,12	0,38%	18,22%	60.903,95	36.606,71



A informação mencionada é meramente indicativa e reflete o mercado pelas 16h30. As opiniões emitidas não podem ser entendidas como conselho ou recomendação para a prática de qualquer acto. A informação foi recolhida de fontes consideradas fiáveis, não se responsabilizando, no entanto, o CaixaBI por quaisquer incorreções que as mesmas possam conter. Para mais informações, contactar a Sala de Mercados