

AGRE - ASSESSORIA E GESTÃO DE RISCO A EMPRESAS

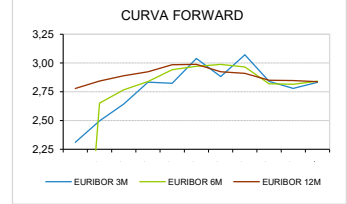
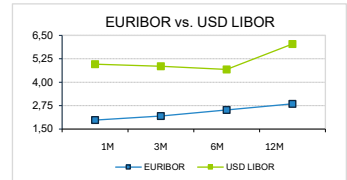
derivados.caixabi@caixabi.pt - 21 313 73 26

RENDA FIXA

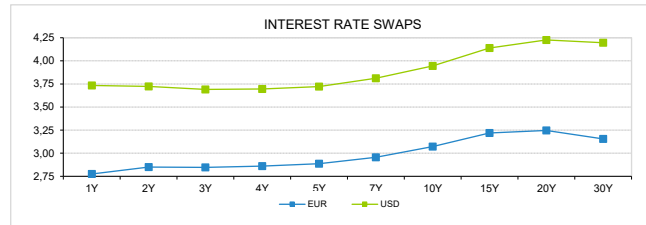
INTERBANK OFFERED RATES									
EURIBOR	FIXING	1D (bps)	1M (bps)	USD LIBOR	LAST PRICE	1D (bps)	1M (bps)	GBP	CHF
1M	1,9800	1	10	1M	4,9602	0	-35	3,7498	-0,1200
3M	2,1990	5	8	3M	4,8537	0	-42	3,8428	-0,0324
6M	2,5240	6	-1	6M	4,6821	-1	-45	4,0430	0,0950
12M	2,8480	8	-8	12M	6,0414	8	31	4,2858	0,2950

INTEREST RATE SWAPS						
EUR	LAST	1D (bps)	1M (bps)	1Y	3Y	5Y
1Y	2,7750	-2	4	2,9285	2,9080	3,0942
2Y	2,8503	-7	1	2,8840	2,9497	3,1460
3Y	2,8460	-8	0	2,8900	2,9980	3,1990
4Y	2,8610	-8	0	2,9160	3,0466	3,2450
5Y	2,8858	-8	4	2,9497	3,0950	3,2886
7Y	2,9552	-7	0	3,0310	3,1850	3,3610
10Y	3,0726	-7	1	3,1480	3,2920	3,4270
15Y	3,2186	-6	1	3,2715	3,3524	3,4100
20Y	3,2466	-5	3	3,2740	3,3090	3,3268
30Y	3,1548	-4	6	3,1630	3,1634	3,1520

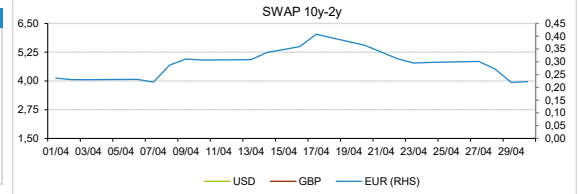
TAXA DE REFERENCIA BANCO CENTRAL	
Zona Euro	2,15
EUA	3,75
Reino Unido	3,75
Japão	0,75
Canadá	2,25
Suíça	-0,75
China	5,75
Brasil	14,50
Austrália	4,10
Índia	3,00



INTEREST RATE SWAPS				FORWARDS		
USD	LAST	1D (bps)	1M (bps)	1Y	3Y	5Y
1Y	3,7329	-3	3	3,7120	3,7070	4,0030
2Y	3,7238	-5	10	3,6670	3,7740	4,0640
3Y	3,6909	-5	11	3,6800	3,8470	4,1210
4Y	3,6950	-5	11	3,7190	3,9130	4,1730
5Y	3,7222	-5	10	3,7710	3,9730	4,2200
7Y	3,8108	-4	9	3,8770	4,0790	4,3100
10Y	3,9453	-3	8	4,0190	4,2190	4,4210
15Y	4,1389	-2	7	4,1990	4,3420	4,4790
20Y	4,2264	-2	6	4,2640	4,3550	4,4390
30Y	4,1958	-1	6	4,2080	4,2460	4,2740

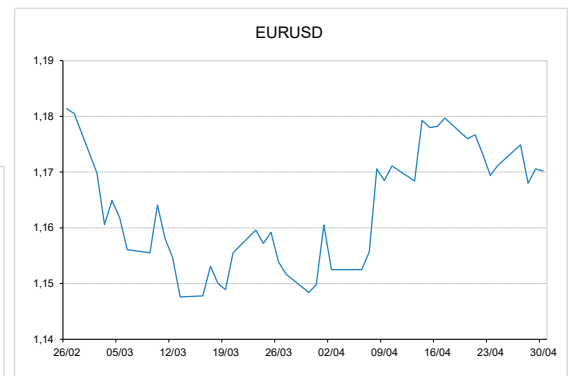
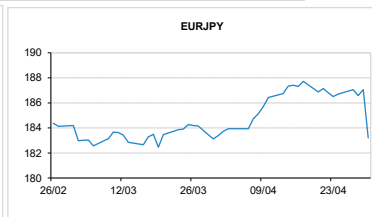
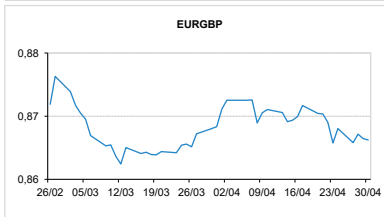


COMMODITIES	LAST	Var. 1D	Var. 1M	BONDS	YIELD	1D (bps)	1M (bps)
BRENT	114,05	-3,98	10,08	OT 2Y	2,682	-0,10	-0,10
JETFUEL	1.567,00	58,25	-146,50	OT 5Y	2,929	-0,09	-0,20
DIESEL	1.350,25	73,00	-134,50	OT 10Y	3,442	-0,09	-0,80
COBRE	12.989,00	-32,00	809,50	BUND 10Y	3,028	-5,83	0,80
ZINCO	3.310,61	-66,20	180,98	SCHATZ 2Y	2,990	-7,02	-0,50
OURO	4.614,86	66,91	-53,20	T-NOTE 10Y	4,664	-2,60	5,50
TRIGO	636,75	-16,25	10,25	T-NOTE 2Y	4,130	-4,02	8,60
LICENÇA C02	73,43	0,23	0,92	GILT 10Y	5,784	-5,09	17,20



CAMBIAL

CAMBIAL	FIXING	Var. 1D	Var. 1M	FW 3M	FW 6M	FW 12M
EUR/USD	1,1702	-0,03%	1,77%	1,1749	1,1786	1,1850
EUR/GBP	0,86625	0,02%	0,24%	0,8700	0,8738	0,8815
EUR/JPY	183,21	2,10%	0,10%	183,20	183,20	183,18
EUR/CHF	0,9173	0,76%	0,70%	0,9119	0,9060	0,8943
EUR/BRL	5,8354	-0,01%	2,57%	5,9932	6,1396	6,4169
EUR/PLN	4,2583	0,01%	0,71%	4,2767	4,2943	4,3342



FIXINGS CONTRA USD e EUR

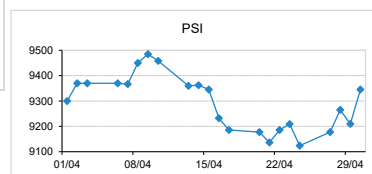
	EUR	USD	GBP	JPY	CHF	SEK	DKK	CAD	AUD	BRL	NOK
EUR	-	1,1702	0,8663	183,21	0,9173	10,8548	7,4724	1,5952	1,63216	5,8354	10,9033
USD	0,8525	-	0,7362	156,59	0,7817	9,2509	6,3705	1,3614	1,3911	4,9805	9,3020

ACCIONISTA

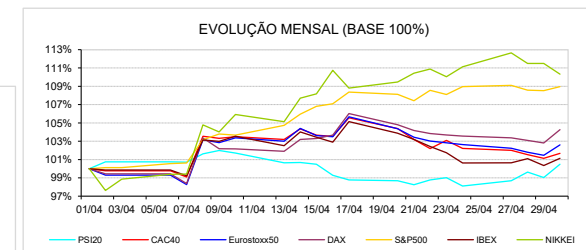
TÍTULO	COTAÇÃO	1D %	YTD %
ALTRI	4,990	0,50	10,89
BCP	0,909	1,95	1,43
CORT. AMORIM	6,420	0,94	-2,87
CTT	6,410	0,55	-13,73
EDP	4,643	2,20	18,60
EDP R	14,180	2,46	17,77
GALP	19,960	0,00	36,43
IBERSOL	12,000	4,35	21,21
J MARTINS	20,460	1,29	0,99
MOTA ENGL	4,824	1,09	-2,51
NAVIGATOR	3,346	0,90	6,56
NOS	5,620	1,35	39,98
REN	3,775	1,62	17,42
SEMAGA	23,200	1,53	11,00
SONAE SGPS	1,948	1,14	20,84
TEIX. DUARTE	0,446	0,45	-29,87

MAIORES GANHOS/PERDAS

Título	Variação %
IBERSOL	4,35
EDP R	2,46
EDP	2,20
BCP	1,95
REN	1,62



ÍNDICE	LAST	Var. 1D	YTD%	MAX Anual	MIN Anual
PSI	9.344,96	1,47%	13,09%	9.516,43	6.916,09
CAC40	8.114,84	0,53%	-0,43%	8.642,23	7.505,27
ESTX 50 PR	5.881,51	1,12%	1,56%	6.199,78	5.105,80
XTRA DAX	24.292,38	1,41%	-0,81%	25.507,79	21.863,81
S&P 500	7.164,83	0,42%	4,68%	7.178,74	5.433,24
IBEX 35	17.781,00	0,78%	2,73%	18.573,80	13.074,80
NIKKEI 225	59.284,92	-1,06%	17,77%	60.903,95	36.040,05



A informação mencionada é meramente indicativa e reflete o mercado pelas 16h30. As opiniões emitidas não podem ser entendidas como conselho ou recomendação para a prática de qualquer acto. A informação foi recolhida de fontes consideradas fiáveis, não se responsabilizando, no entanto, o CaixaBI por quaisquer incorreções que as mesmas possam conter. Para mais informações, contactar a Sala de Mercados