

AGRE - ASSESSORIA E GESTÃO DE RISCO A EMPRESAS

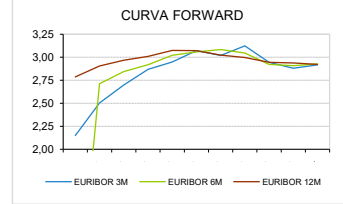
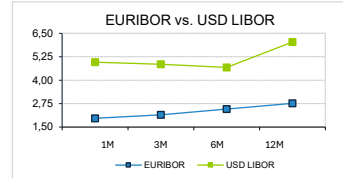
derivados.caixabi@caixabi.pt - 21 313 73 26

RENDA FIXA

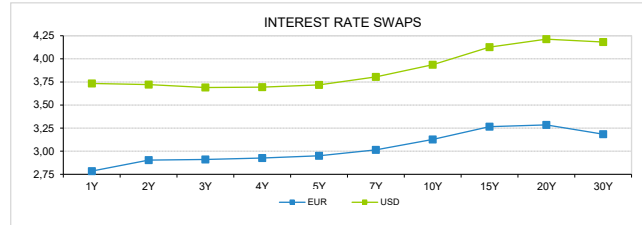
INTERBANK OFFERED RATES									
EURIBOR	FIXING	1D (bps)	1M (bps)	USD LIBOR	LAST PRICE	1D (bps)	1M (bps)	GBP	CHF
1M	1,9680	-4	8	1M	4,9602	0	-35	3,7536	-0,1200
3M	2,1490	0	2	3M	4,8537	0	-42	3,8363	0,0321
6M	2,4620	2	-4	6M	4,6821	-1	-45	4,0221	0,0900
12M	2,7650	3	-10	12M	6,0414	8	31	4,2496	0,3150

INTEREST RATE SWAPS						
EUR	LAST	1D (bps)	1M (bps)	1Y	3Y	5Y
1Y	2,7850	6	2	3,0267	2,9810	3,1540
2Y	2,9030	7	5	2,9760	3,0173	3,2004
3Y	2,9100	7	4	2,9770	3,0570	3,2500
4Y	2,9270	6	4	2,9940	3,1010	3,2950
5Y	2,9501	5	3	3,0258	3,1535	3,3375
7Y	3,0154	4	3	3,0960	3,2340	3,4010
10Y	3,1279	3	2	3,2078	3,3350	3,4668
15Y	3,2655	1	2	3,3230	3,3914	3,4412
20Y	3,2850	0	3	3,3168	3,3413	3,3524
30Y	3,1837	-1	4	3,1946	3,1870	3,1697

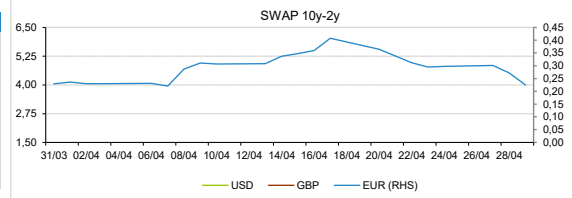
TAXA DE REFERENCIA BANCO CENTRAL	
Zona Euro	2,15
EUA	3,75
Reino Unido	3,75
Japão	0,75
Canadá	2,25
Suíça	-0,75
China	5,75
Brasil	14,75
Austrália	4,10
Índia	3,00



INTEREST RATE SWAPS				FORWARDS		
USD	LAST	1D (bps)	1M (bps)	1Y	3Y	5Y
1Y	3,7331	3	0	3,7080	3,7060	3,9870
2Y	3,7211	6	7	3,6670	3,7660	4,0440
3Y	3,6897	5	8	3,6800	3,8370	4,0970
4Y	3,6934	5	8	3,7155	3,9000	4,1480
5Y	3,7188	5	7	3,7650	3,9570	4,1980
7Y	3,8046	4	6	3,8660	4,0620	4,2930
10Y	3,9362	4	5	4,0080	4,2040	4,4010
15Y	4,1261	3	5	4,1860	4,3240	4,4590
20Y	4,2132	3	5	4,2490	4,3380	4,4215
30Y	4,1825	3	7	4,1940	4,2300	4,2580

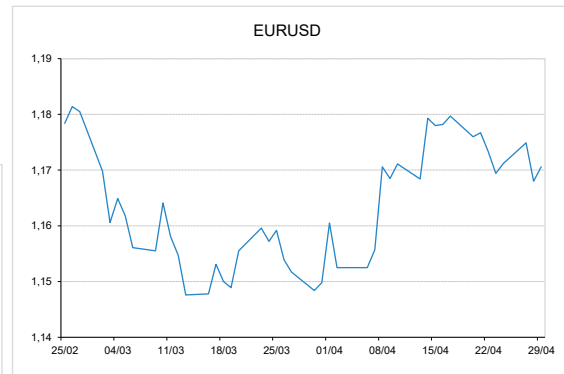
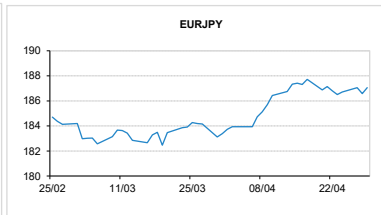
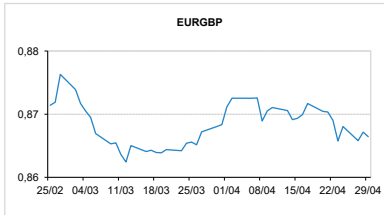


COMMODITIES	LAST	Var. 1D	Var. 1M	BONDS	YIELD	1D (bps)	1M (bps)
BRENT	117,76	6,50	12,44	OT 2Y	2,762	0,07	5,30
JETFUEL	1.508,75	-47,00	-204,75	OT 5Y	3,008	0,06	2,90
DIESEL	1.277,25	-50,25	-207,50	OT 10Y	3,515	0,04	0,80
COBRE	13.034,50	-176,50	841,50	BUND 10Y	3,090	4,30	4,80
ZINCO	3.376,81	-32,25	247,18	SCHATZ 2Y	3,068	8,02	7,50
OURO	4.556,67	-40,08	45,75	T-NOTE 10Y	4,672	4,08	3,50
TRIGO	662,25	4,50	46,25	T-NOTE 2Y	4,138	5,42	7,40
LICENÇA C02	73,11	-2,00	1,44	GILT 10Y	5,835	7,70	20,60



CAMBIAL

CAMBIAL	FIXING	Var. 1D	Var. 1M	FW 3M	FW 6M	FW 12M
EUR/USD	1,1706	0,22%	1,93%	1,1752	1,1787	1,1846
EUR/GBP	0,86643	0,08%	0,18%	0,8702	0,8741	0,8819
EUR/JPY	187,05	-0,25%	-2,10%	187,04	187,03	187,02
EUR/CHF	0,9240	0,05%	-0,82%	0,9186	0,9125	0,9005
EUR/BRL	5,848	-0,36%	2,97%	6,0047	6,1507	6,4283
EUR/PLN	4,2583	-0,22%	0,80%	4,2761	4,2922	4,3292



FIXINGS CONTRA USD e EUR

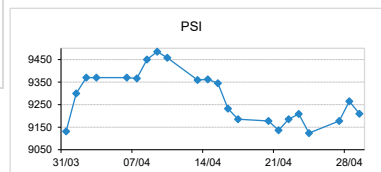
	EUR	USD	GBP	JPY	CHF	SEK	DKK	CAD	AUD	BRL	NOK
EUR	-	1,1706	0,8664	187,05	0,9240	10,8691	7,4728	1,5999	1,63977	5,8480	10,8736
USD	0,8547	-	0,7407	160,105	0,7898	9,2889	6,3881	1,3678	1,4004	4,9968	9,2888

ACCIONISTA

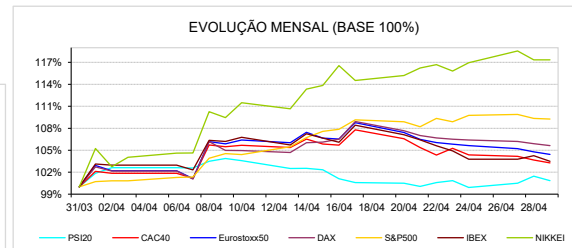
TÍTULO	COTAÇÃO	1D %	YTD %
ALTRI	4,965	0,30	10,33
BCP	0,892	-0,22	-0,51
CORT. AMORIM	6,360	-0,31	-3,78
CTT	6,375	-1,16	-14,20
EDP	4,543	-1,67	16,04
EDP R	13,840	-2,26	14,95
GALP	19,960	1,60	36,43
IBERSOL	11,500	-2,38	16,16
J MARTINS	20,200	-0,88	-0,30
MOTA ENGIL	4,772	2,05	-3,56
NAVIGATOR	3,316	0,12	5,61
NOS	5,545	-0,89	38,11
REN	3,715	-1,72	15,55
SEMAPA	22,850	0,66	9,33
SONAE SGPS	1,926	0,10	19,48
TEIX. DUARTE	0,444	3,26	-30,19

MAIORES GANHOS/PERDAS

Título	Variação %
TEIX. DUARTE	3,26
MOTA ENGIL	2,05
GALP	1,60
SEMAPA	0,66
ALTRI	0,30
CTT	-1,16
EDP	-1,67
REN	-1,72
EDP R	-2,26
IBERSOL	-2,38



ÍNDICE	LAST	Var. 1D	YTD%	MAX Anual	MIN Anual
PSI	9.209,54	-0,60%	11,45%	9.516,43	6.893,10
CAC40	8.072,13	-0,39%	-0,95%	8.642,23	7.505,27
ESTX 50 PR	5.816,48	-0,34%	0,43%	6.199,78	5.105,80
XTRA DAX	23.954,56	-0,27%	-2,19%	25.507,79	21.863,81
S&P 500	7.132,19	-0,08%	4,20%	7.178,74	5.433,24
IBEX 35	17.642,80	-0,74%	1,94%	18.573,80	13.074,80
NIKKEI 225	59.917,46	-1,02%	19,03%	60.903,95	35.793,33



A informação mencionada é meramente indicativa e reflete o mercado pelas 16h30. As opiniões emitidas não podem ser entendidas como conselho ou recomendação para a prática de qualquer acto. A informação foi recolhida de fontes consideradas fiáveis, não se responsabilizando, no entanto, o CaixaBI por quaisquer incorreções que as mesmas possam conter. Para mais informações, contactar a Sala de Mercados