

AGRE - ASSESSORIA E GESTÃO DE RISCO A EMPRESAS

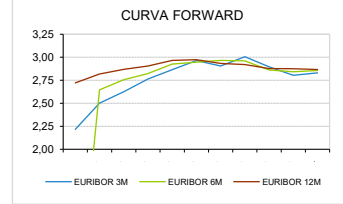
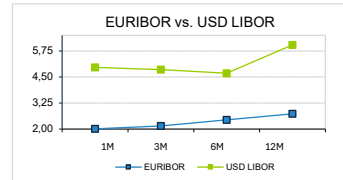
derivados.caixabi@caixabi.pt - 21 313 73 26

RENDA FIXA

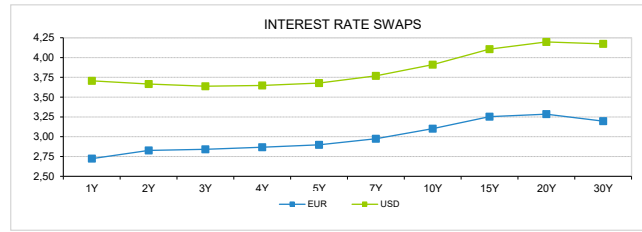
INTERBANK OFFERED RATES									
EURIBOR	FIXING	1D (bps)	1M (bps)	USD LIBOR	LAST PRICE	1D (bps)	1M (bps)	GBP	CHF
1M	2,0100	1	12	1M	4,9602	0	-35	3,7558	-0,0200
3M	2,1500	-2	2	3M	4,8537	0	-42	3,8313	0,0026
6M	2,4430	-2	-6	6M	4,6821	-1	-45	4,0024	0,0750
12M	2,7310	-3	-13	12M	6,0414	8	31	4,2007	0,2825

INTEREST RATE SWAPS						
EUR	LAST	1D (bps)	1M (bps)	1Y	3Y	5Y
1Y	2,7230	4	-4	2,9375	2,9435	3,1390
2Y	2,8275	6	-3	2,9040	2,9860	3,1914
3Y	2,8417	5	-2	2,9170	3,0330	3,2460
4Y	2,8666	5	-2	2,9430	3,0850	3,2930
5Y	2,8973	5	-2	2,9810	3,1363	3,3376
7Y	2,9750	4	-1	3,0650	3,2270	3,4090
10Y	3,1010	4	0	3,1880	3,3380	3,4789
15Y	3,2539	3	1	3,3154	3,4011	3,4613
20Y	3,2849	1	3	3,3200	3,3590	3,3796
30Y	3,1968	1	6	3,2102	3,2143	3,2036

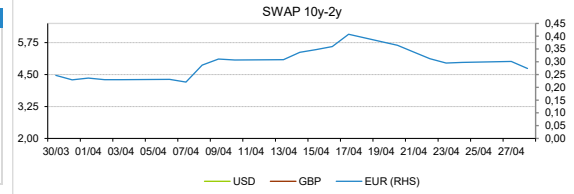
TAXA DE REFERENCIA BANCO CENTRAL	
Zona Euro	2,15
EUA	3,75
Reino Unido	3,75
Japão	0,75
Canadá	2,25
Suíça	-0,75
China	5,75
Brasil	14,75
Austrália	4,10
Índia	3,00



INTEREST RATE SWAPS				FORWARDS		
USD	LAST	1D (bps)	1M (bps)	1Y	3Y	5Y
1Y	3,7070	2	-3	3,6290	3,6770	3,9700
2Y	3,6665	4	1	3,6020	3,7430	4,0340
3Y	3,6380	4	3	3,6260	3,8160	4,0900
4Y	3,6467	3	3	3,6700	3,8830	4,1440
5Y	3,6773	3	3	3,7250	3,9430	4,1950
7Y	3,7696	2	2	3,8360	4,0530	4,2900
10Y	3,9098	1	3	3,9850	4,1960	4,3970
15Y	4,1067	1	3	4,1680	4,3180	4,4560
20Y	4,1973	0	4	4,2350	4,3350	4,4230
30Y	4,1720	0	6	4,1890	4,2325	4,2630

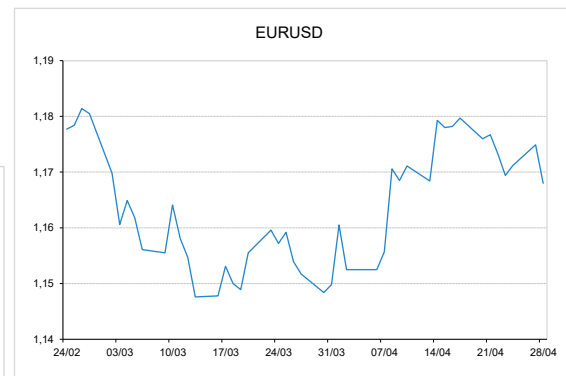
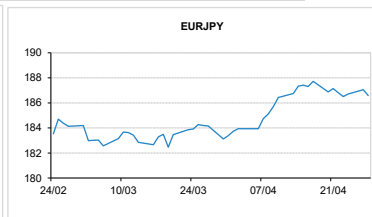
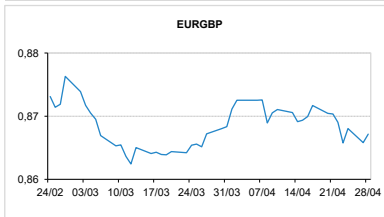


COMMODITIES	LAST	Var. 1D	Var. 1M	BONDS	YIELD	1D (bps)	1M (bps)
BRENT	111,33	3,10	6,01	OT 2Y	2,693	0,07	-8,00
JETFUEL	1.555,75	-16,75	-157,75	OT 5Y	2,952	0,05	-9,20
DIESEL	1.327,50	30,50	-157,25	OT 10Y	3,479	0,04	-10,00
COBRE	13.226,50	-96,50	1.018,00	BUND 10Y	3,055	3,06	-5,80
ZINCO	3.409,06	-87,88	279,43	SCHATZ 2Y	2,998	6,75	-6,50
OURO	4.583,72	-98,36	72,80	T-NOTE 10Y	4,631	2,03	-8,40
TRIGO	650,25	20,50	34,25	T-NOTE 2Y	4,080	3,61	-6,80
LICENÇA C02	75,21	0,47	3,54	GILT 10Y	5,768	4,48	6,20



CAMBIAL

CAMBIAL	FIXING	Var. 1D	Var. 1M	FW 3M	FW 6M	FW 12M
EUR/USD	1,168	-0,59%	1,71%	1,1728	1,1764	1,1826
EUR/GBP	0,86715	-0,16%	0,10%	0,8710	0,8748	0,8825
EUR/JPY	186,58	0,26%	-1,85%	186,57	186,57	186,55
EUR/CHF	0,9240	-0,35%	-0,83%	0,9187	0,9128	0,9009
EUR/BRL	5,8457	-0,09%	3,00%	6,0000	6,1467	6,4246
EUR/PLN	4,2505	-0,05%	0,97%	4,2687	4,2853	4,3234



FIXINGS CONTRA USD e EUR

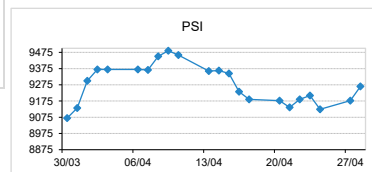
	EUR	USD	GBP	JPY	CHF	SEK	DKK	CAD	AUD	BRL	NOK
EUR	-	1,1680	0,8672	186,58	0,9240	10,8566	7,4726	1,6014	1,63152	5,8457	10,9093
USD	0,8548	-	0,7411	159,73	0,7900	9,2917	6,3880	1,3688	1,3957	5,0126	9,3356

ACCIONISTA

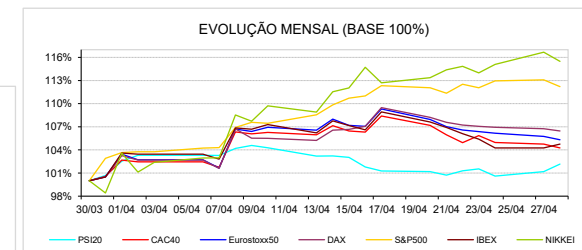
TÍTULO	COTAÇÃO	1D %	YTD %
ALTRI	4,950	1,43	10,00
BCP	0,894	2,67	-0,29
CORT. AMORIM	6,380	0,00	-3,48
CTT	6,450	1,34	-13,19
EDP	4,620	0,54	18,01
EDP R	14,160	0,57	17,61
GALP	19,645	1,81	34,28
IBERSOL	11,780	-1,34	18,99
J MARTINS	20,380	-0,10	0,59
MOTA ENGIL	4,676	0,34	-5,50
NAVIGATOR	3,312	0,55	5,48
NOS	5,595	1,27	39,35
REN	3,780	1,20	17,57
SEMAPA	22,700	2,02	8,61
SONAE SGPS	1,924	0,00	19,35
TEIX. DUARTE	0,430	-1,15	-32,39

MAIORES GANHOS/PERDAS

Título	Variação %
BCP	2,67
SEMAPA	2,02
GALP	1,81
ALTRI	1,43
CTT	1,34
J MARTINS	-0,10
TEIX. DUARTE	-1,15
IBERSOL	-1,34



ÍNDICE	LAST	Var. 1D	YTD%	MAX Anual	MIN Anual
PSI	9.265,14	0,95%	12,12%	9.516,43	6.849,76
CAC40	8.104,09	-0,46%	-0,56%	8.642,23	7.505,27
ESTX 50 PR	5.836,10	-0,41%	0,77%	6.199,78	5.105,80
XTRA DAX	24.018,26	-0,27%	-1,93%	25.507,79	21.863,81
S&P 500	7.117,98	-0,78%	3,98%	7.178,74	5.433,24
IBEX 35	17.774,90	0,46%	2,70%	18.573,80	13.074,80
NIKKEI 225	59.917,46	-1,02%	19,03%	60.903,95	35.793,33



A informação mencionada é meramente indicativa e reflete o mercado pelas 16h30. As opiniões emitidas não podem ser entendidas como conselho ou recomendação para a prática de qualquer acto. A informação foi recolhida de fontes consideradas fiáveis, não se responsabilizando, no entanto, o CaixaBI por quaisquer incorreções que as mesmas possam conter. Para mais informações, contactar a Sala de Mercados