

AGRE - ASSESSORIA E GESTÃO DE RISCO A EMPRESAS

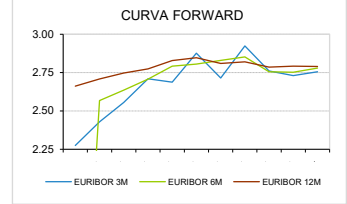
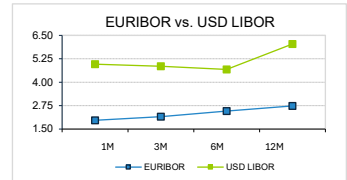
derivados.caixabi@caixabi.pt - 21 313 73 26

RENDA FIXA

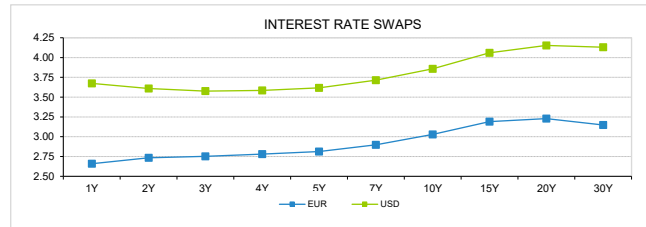
INTERBANK OFFERED RATES									
EURIBOR	FIXING	1D (bps)	1M (bps)	USD LIBOR	LAST PRICE	1D (bps)	1M (bps)	GBP	CHF
1M	1.9680	0	1	1M	4.9602	0	-35	3.7614	-0.0350
3M	2.1630	0	-2	3M	4.8537	0	-42	3.8376	0.0127
6M	2.4590	3	-13	6M	4.6821	-1	-45	4.0113	0.0800
12M	2.7350	5	-19	12M	6.0414	8	31	4.2210	0.2625

INTEREST RATE SWAPS						
EUR	LAST	1D (bps)	1M (bps)	1Y	3Y	5Y
1Y	2.6590	1	-17	2.8122	2.8606	3.0690
2Y	2.7345	-1	-19	2.8012	2.9070	3.1280
3Y	2.7530	-1	-16	2.8220	2.9630	3.1830
4Y	2.7796	-2	-14	2.8540	3.0136	3.2340
5Y	2.8130	-1	-11	2.8931	3.0690	3.2800
7Y	2.8970	-1	-9	2.9880	3.1640	3.3520
10Y	3.0299	-1	-7	3.1165	3.2780	3.4267
15Y	3.1910	-1	-3	3.2530	3.3495	3.4159
20Y	3.2290	-1	1	3.2632	3.3110	3.3376
30Y	3.1479	0	5	3.1602	3.1707	3.1648

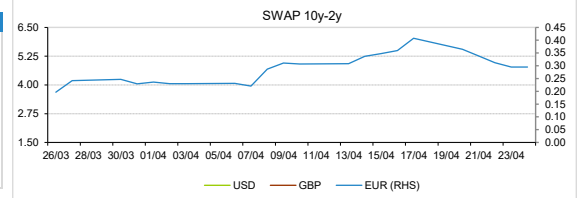
TAXA DE REFERENCIA BANCO CENTRAL	
Zona Euro	2.15
EUA	3.75
Reino Unido	3.75
Japão	0.75
Canadá	2.25
Suíça	-0.75
China	5.75
Brasil	14.75
Austrália	4.10
Índia	3.00



INTEREST RATE SWAPS				FORWARDS		
USD	LAST	1D (bps)	1M (bps)	1Y	3Y	5Y
1Y	3.6738	-4	-13	3.5390	3.6090	3.9200
2Y	3.6083	-5	-12	3.5230	3.6800	3.9860
3Y	3.5760	-4	-8	3.5510	3.7570	4.0470
4Y	3.5849	-4	-7	3.5980	3.8270	4.1050
5Y	3.6170	-3	-6	3.6580	3.8910	4.1510
7Y	3.7137	-3	-5	3.7760	4.0030	4.2450
10Y	3.8584	-2	-4	3.9290	4.1480	4.3550
15Y	4.0602	-1	-3	4.1170	4.2740	4.4170
20Y	4.1532	-1	-2	4.1880	4.2920	4.3820
30Y	4.1303	0	1	4.1420	4.1910	4.2240

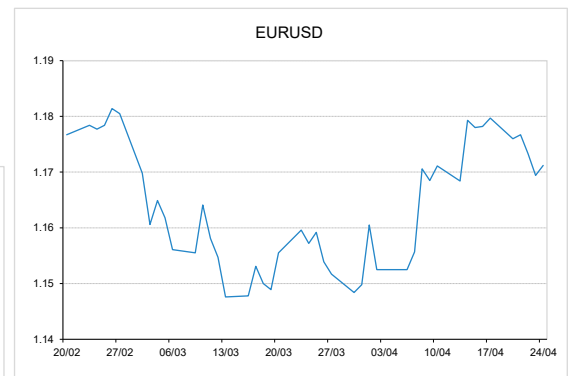
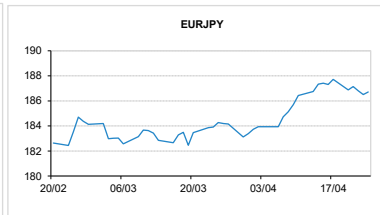
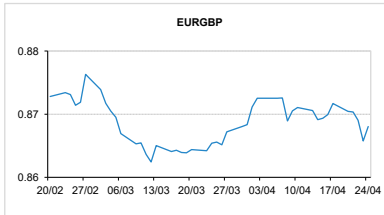


COMMODITIES	LAST	Var. 1D	Var. 1M	BONDS	YIELD	1D (bps)	1M (bps)
BRENT	105.78	0.71	5.55	OT 2Y	2.588	-0.03	-7.30
JETFUEL	1,543.25	-4.50	-49.00	OT 5Y	2.863	-0.03	-4.00
DIESEL	1,255.50	14.75	-150.25	OT 10Y	3.398	-0.03	-2.10
COBRE	13,310.00	-77.50	1,188.50	BUND 10Y	2.996	-0.30	3.60
ZINCO	3,473.63	-17.84	391.49	SCHATZ 2Y	2.920	0.25	-6.00
OURO	4,728.64	34.50	253.13	T-NOTE 10Y	4.596	-1.29	-3.10
TRIGO	614.50	-5.75	12.50	T-NOTE 2Y	4.038	-3.01	-7.80
LICENÇA C02	74.82	-0.03	3.60	GILT 10Y	5.663	1.15	18.90



CAMBIAL

CAMBIAL	FIXING	Var. 1D	Var. 1M	FW 3M	FW 6M	FW 12M
EUR/USD	1.1712	0.15%	1.21%	1.1760	1.1800	1.1866
EUR/GBP	0.86803	-0.26%	-0.30%	0.8719	0.8758	0.8837
EUR/JPY	186.71	-0.11%	-1.50%	186.70	186.70	186.68
EUR/CHF	0.9195	-0.07%	-0.49%	0.9143	0.9086	0.8973
EUR/BRL	5.8585	0.10%	3.68%	6.0104	6.1603	6.4380
EUR/PLN	4.2426	0.00%	0.66%	4.2606	4.2777	4.3161



FIXINGS CONTRA USD e EUR

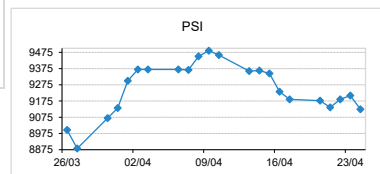
	EUR	USD	GBP	JPY	CHF	SEK	DKK	CAD	AUD	BRL	NOK
EUR	-	1.1712	0.8680	186.71	0.9195	10.8075	7.4726	1.6023	1.63815	5.8585	10.9375
USD	0.8543	-	0.7408	159.515	0.7861	9.2481	6.3840	1.3687	1.4006	5.0161	9.3391

ACCIONISTA

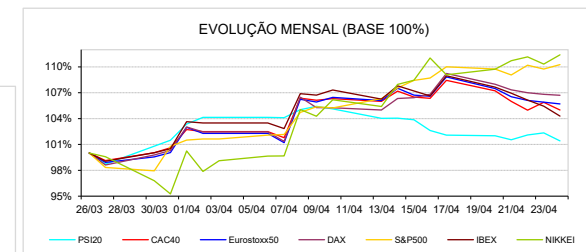
TÍTULO	COTAÇÃO	1D %	YTD %
ALTRI	4.875	-0.61	8.33
BCP	0.870	-1.09	-2.88
CORT. AMORIM	6.530	-1.06	-1.21
CTT	6.290	-1.80	-15.34
EDP	4.535	0.09	15.84
EDP R	13.530	-1.10	12.38
GALP	19.205	-0.70	31.27
IBERSOL	11.760	-0.34	18.79
J MARTINS	20.500	-0.97	1.18
MOTA ENGIL	4.666	-2.59	-5.70
NAVIGATOR	3.296	-2.14	4.97
NOS	5.610	-0.97	39.73
REN	3.740	-0.27	16.33
SEMAPA	22.200	-1.99	6.22
SONAE SGPS	1.928	-1.03	19.60
TEIX. DUARTE	0.411	-1.56	-35.46

MAIORES GANHOS/PERDAS

Título	Variação %
EDP	0.09
TEIX. DUARTE	-1.56
CTT	-1.80
SEMAPA	-1.99
NAVIGATOR	-2.14
MOTA ENGIL	-2.59



ÍNDICE	LAST	Var. 1D	YTD%	MAX Anual	MIN Anual
PSI	9,123.76	-0.92%	10.41%	9,516.43	6,839.88
CAC40	8,157.82	-0.84%	0.10%	8,642.23	7,411.03
ESTX 50 PR	5,883.48	-0.19%	1.59%	6,199.78	5,043.45
XTRA DAX	24,128.98	-0.11%	-1.48%	25,507.79	21,731.79
S&P 500	7,141.95	0.48%	4.33%	7,147.78	5,371.96
IBEX 35	17,691.30	-1.09%	2.22%	18,573.80	13,074.80
NIKKEI 225	59,716.18	0.97%	18.63%	60,013.98	35,337.98



A informação mencionada é meramente indicativa e reflete o mercado pelas 16h30. As opiniões emitidas não podem ser entendidas como conselho ou recomendação para a prática de qualquer acto. A informação foi recolhida de fontes consideradas fiáveis, não se responsabilizando, no entanto, o CaixaBI por quaisquer incorreções que as mesmas possam conter. Para mais informações, contactar a Sala de Mercados