

AGRE - ASSESSORIA E GESTÃO DE RISCO A EMPRESAS

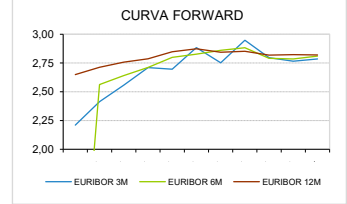
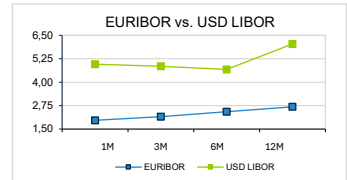
derivados.caixabi@caixabi.pt - 21 313 73 26

RENDA FIXA

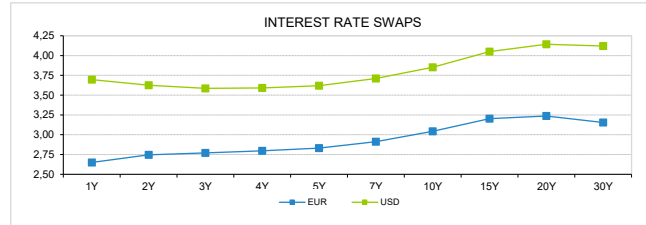
INTERBANK OFFERED RATES									
EURIBOR	FIXING	1D (bps)	1M (bps)	USD LIBOR	LAST PRICE	1D (bps)	1M (bps)	GBP	CHF
1M	1,9680	3	3	1M	4,9602	0	-35	3,7468	-0,0400
3M	2,1650	0	4	3M	4,8537	0	-42	3,8031	0,0200
6M	2,4270	4	-4	6M	4,6821	-1	-45	3,9367	0,0850
12M	2,6870	5	-5	12M	6,0414	8	31	4,1041	0,2650

INTEREST RATE SWAPS						
EUR	LAST	1D (bps)	1M (bps)	1Y	3Y	5Y
1Y	2,6500	2	-4	2,8433	2,8830	3,0820
2Y	2,7455	1	-3	2,8316	2,9280	3,1387
3Y	2,7697	0	-2	2,8490	2,9780	3,1950
4Y	2,7973	0	-2	2,8780	3,0287	3,2450
5Y	2,8306	0	-1	2,9170	3,0830	3,2870
7Y	2,9121	-1	0	3,0070	3,1770	3,3630
10Y	3,0429	-1	0	3,1310	3,2890	3,4352
15Y	3,2026	-1	3	3,2655	3,3570	3,4210
20Y	3,2367	-2	5	3,2736	3,3175	3,3422
30Y	3,1543	-2	8	3,1690	3,1780	3,1720

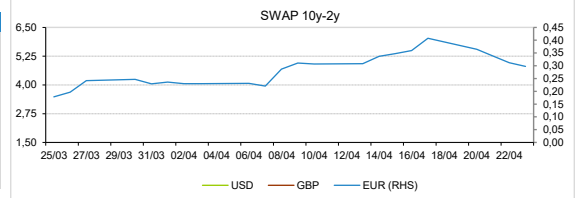
TAXA DE REFERENCIA BANCO CENTRAL	
Zona Euro	2,15
EUA	3,75
Reino Unido	3,75
Japão	0,75
Canadá	2,25
Suíça	-0,75
China	5,75
Brasil	14,75
Austrália	4,10
Índia	3,00



INTEREST RATE SWAPS				FORWARDS		
USD	LAST	1D (bps)	1M (bps)	1Y	3Y	5Y
1Y	3,6960	0	-8	3,5500	3,6080	3,9180
2Y	3,6250	0	-6	3,5270	3,6760	3,9780
3Y	3,5858	0	-5	3,5530	3,7540	4,0390
4Y	3,5907	0	-4	3,5990	3,8210	4,0915
5Y	3,6197	0	-4	3,6580	3,8850	4,1390
7Y	3,7107	-1	-4	3,7730	3,9930	4,2380
10Y	3,8507	-1	-3	3,9240	4,1400	4,3430
15Y	4,0500	-1	-3	4,1090	4,2630	4,4040
20Y	4,1428	-1	-1	4,1790	4,2820	4,3730
30Y	4,1200	-1	1	4,1360	4,1830	4,2160

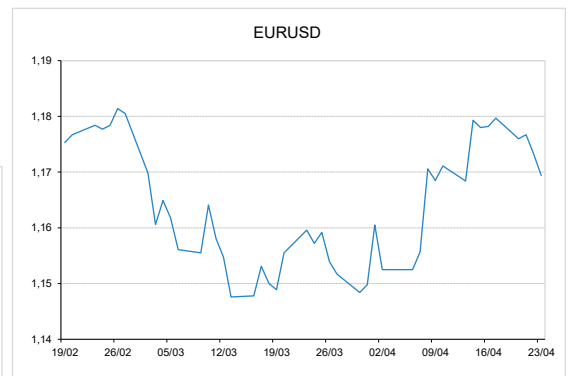
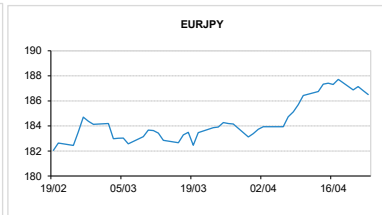
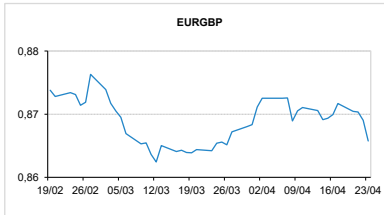


COMMODITIES	LAST	Var. 1D	Var. 1M	BONDS	YIELD	1D (bps)	1M (bps)
BRENT	103,23	1,32	7,31	OT 2Y	2,621	0,00	-10,80
JETFUEL	1.547,75	64,50	-187,50	OT 5Y	2,891	0,01	-9,60
DIESEL	1.240,75	75,00	-266,00	OT 10Y	3,427	0,01	-8,20
COBRE	13.470,50	202,50	1.503,50	BUND 10Y	2,996	0,81	-2,70
ZINCO	3.491,47	30,52	421,99	SCHATZ 2Y	2,913	1,00	-11,20
OURO	4.722,76	-17,14	315,58	T-NOTE 10Y	4,581	0,00	-10,20
TRIGO	617,00	10,00	17,00	T-NOTE 2Y	4,042	0,20	-12,40
LICENÇA C02	74,82	0,41	5,56	GILT 10Y	5,670	6,87	3,50



CAMBIAL

CAMBIAL	FIXING	Var. 1D	Var. 1M	FW 3M	FW 6M	FW 12M
EUR/USD	1,1694	-0,33%	0,85%	1,1742	1,1782	1,1850
EUR/GBP	0,86575	0,38%	-0,18%	0,8696	0,8735	0,8814
EUR/JPY	186,5	0,17%	-1,42%	186,49	186,49	186,47
EUR/CHF	0,9178	0,06%	-0,51%	0,9127	0,9069	0,8956
EUR/BRL	5,797	0,22%	4,84%	5,9466	6,0944	6,3681
EUR/PLN	4,2408	0,09%	0,42%	4,2587	4,2760	4,3143



FIXINGS CONTRA USD e EUR

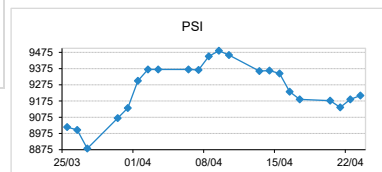
	EUR	USD	GBP	JPY	CHF	SEK	DKK	CAD	AUD	BRL	NOK
EUR	-	1,1694	0,8658	186,50	0,9178	10,7888	7,4731	1,6019	1,63593	5,7970	10,8971
USD	0,8539	-	0,7401	159,4	0,7837	9,2104	6,3814	1,3678	1,3966	4,9537	9,3149

ACCIONISTA

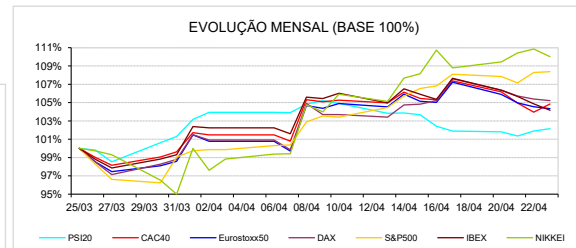
TÍTULO	COTAÇÃO	1D %	YTD %
ALTRI	4,905	0,51	9,00
BCP	0,880	-0,99	-1,81
CORT. AMORIM	6,600	0,61	-0,15
CTT	6,405	-1,31	-13,80
EDP	4,531	1,18	15,73
EDP R	13,680	1,11	13,62
GALP	19,340	-0,03	32,19
IBERSOL	11,800	0,34	19,19
J MARTINS	20,700	0,39	2,17
MOTA ENGL	4,790	-1,32	-3,19
NAVIGATOR	3,368	-0,12	7,26
NOS	5,665	2,53	41,10
REN	3,750	0,67	16,64
SEMAPA	22,650	-0,22	8,37
SONAE SGPS	1,948	-0,71	20,84
TEIX. DUARTE	0,417	-1,88	-34,43

MAIORES GANHOS/PERDAS

Título	Variação %
NOS	2,53
EDP	1,18
EDP R	1,11
REN	0,67
CORT. AMORI	0,61
SONAE SGPS	-0,71
BCP	-0,99
CTT	-1,31
MOTA ENGL	-1,32
TEIX. DUARTE	-1,88



ÍNDICE	LAST	Var. 1D	YTD%	MAX Anual	MIN Anual
PSI	9.208,77	0,25%	11,44%	9.516,43	6.821,81
CAC40	8.227,32	0,87%	0,95%	8.642,23	7.403,93
ESTX 50 PR	5.894,73	-0,19%	1,78%	6.199,78	4.972,51
XTRA DAX	24.155,45	-0,16%	-1,37%	25.507,79	21.722,84
S&P 500	7.143,92	0,09%	4,37%	7.147,78	5.356,17
IBEX 35	17.885,90	-0,67%	3,34%	18.573,80	13.074,80
NIKKEI 225	59.140,23	-0,75%	17,48%	60.013,98	34.960,65



A informação mencionada é meramente indicativa e reflete o mercado pelas 16h30. As opiniões emitidas não podem ser entendidas como conselho ou recomendação para a prática de qualquer acto. A informação foi recolhida de fontes consideradas fiáveis, não se responsabilizando, no entanto, o CaixaBI por quaisquer incorreções que as mesmas possam conter. Para mais informações, contactar a Sala de Mercados