

AGRE - ASSESSORIA E GESTÃO DE RISCO A EMPRESAS

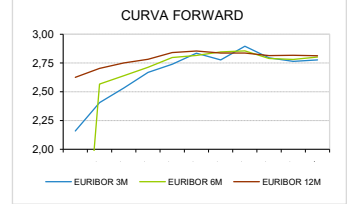
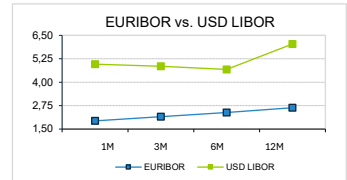
derivados.caixabi@caixabi.pt - 21 313 73 26

RENDA FIXA

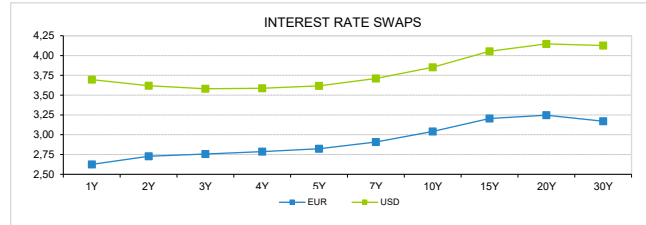
INTERBANK OFFERED RATES									
EURIBOR	FIXING	1D (bps)	1M (bps)	USD LIBOR	LAST PRICE	1D (bps)	1M (bps)	GBP	CHF
1M	1,9360	-5	2	1M	4,9602	0	-35	3,7443	-0,0400
3M	2,1610	-1	5	3M	4,8537	0	-42	3,7929	0,0386
6M	2,3850	0	-2	6M	4,6821	-1	-45	3,9059	0,0900
12M	2,6400	-2	-2	12M	6,0414	8	31	4,0444	0,2450

INTEREST RATE SWAPS						
EUR	LAST	1D (bps)	1M (bps)	1Y	3Y	5Y
1Y	2,6253	1	-7	2,8342	2,8857	3,0850
2Y	2,7287	3	-5	2,8250	2,9289	3,1405
3Y	2,7564	3	-4	2,8440	2,9790	3,1970
4Y	2,7873	2	-3	2,8750	3,0310	3,2480
5Y	2,8226	2	-2	2,9151	3,0855	3,2940
7Y	2,9071	0	-1	3,0050	3,1810	3,3710
10Y	3,0407	0	0	3,1340	3,2960	3,4457
15Y	3,2053	-1	4	3,2731	3,3700	3,4385
20Y	3,2467	-1	6	3,2866	3,3354	3,3650
30Y	3,1712	-1	9	3,1892	3,2017	3,1987

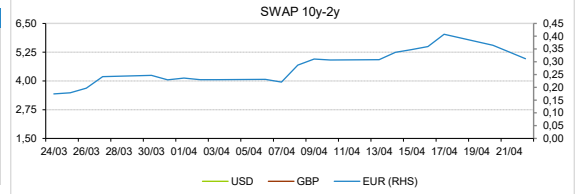
TAXA DE REFERENCIA BANCO CENTRAL	
Zona Euro	2,15
EUA	3,75
Reino Unido	3,75
Japão	0,75
Canadá	2,25
Suíça	-0,75
China	5,75
Brasil	14,75
Austrália	4,10
Índia	3,00



INTEREST RATE SWAPS				FORWARDS		
USD	LAST	1D (bps)	1M (bps)	1Y	3Y	5Y
1Y	3,6963	1	-8	3,5420	3,6060	3,9090
2Y	3,6199	2	-7	3,5200	3,6750	3,9790
3Y	3,5807	2	-5	3,5480	3,7500	4,0310
4Y	3,5869	2	-5	3,5960	3,8210	4,0800
5Y	3,6168	1	-5	3,6530	3,8800	4,1380
7Y	3,7103	1	-4	3,7680	3,9920	4,2430
10Y	3,8519	0	-3	3,9240	4,1440	4,3500
15Y	4,0533	0	-2	4,1130	4,2690	4,4110
20Y	4,1475	0	-1	4,1830	4,2880	4,3790
30Y	4,1269	-1	2	4,1380	4,1860	4,2200

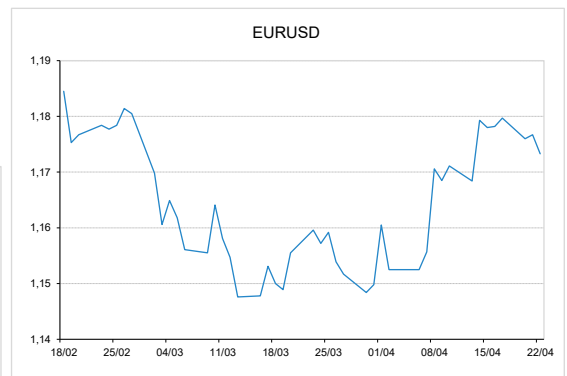
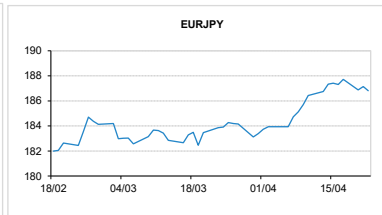
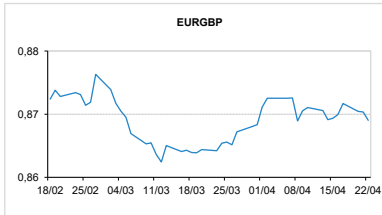


COMMODITIES	LAST	Var. 1D	Var. 1M	BONDS	YIELD	1D (bps)	1M (bps)
BRENT	101,81	3,33	-4,60	OT 2Y	2,620	0,03	-2,60
JETFUEL	1.483,25	61,25	-252,00	OT 5Y	2,883	0,02	-4,00
DIESEL	1.165,75	44,25	-341,00	OT 10Y	3,416	0,01	-4,10
COBRE	13.154,50	-44,50	1.301,00	BUND 10Y	2,991	0,00	-2,30
ZINCO	3.460,95	43,88	391,47	SCHATZ 2Y	2,908	3,49	-6,20
OURO	4.726,39	6,35	319,21	T-NOTE 10Y	4,581	0,18	-4,30
TRIGO	614,00	1,25	6,75	T-NOTE 2Y	4,042	1,80	-2,40
LICENÇA C02	74,34	-1,36	6,68	GILT 10Y	5,620	2,14	-1,00



CAMBIAL

CAMBIAL	FIXING	Var. 1D	Var. 1M	FW 3M	FW 6M	FW 12M
EUR/USD	1,1733	-0,29%	1,18%	1,1781	1,1822	1,1889
EUR/GBP	0,86903	0,15%	-0,56%	0,8728	0,8767	0,8844
EUR/JPY	186,81	0,18%	-1,58%	186,80	186,80	186,78
EUR/CHF	0,9177	-0,07%	-0,49%	0,9125	0,9066	0,8953
EUR/BRL	5,8198	0,56%	4,44%	5,9696	6,1169	6,3887
EUR/PLN	4,2454	-0,14%	0,31%	4,2633	4,2806	4,3172



FIXINGS CONTRA USD e EUR

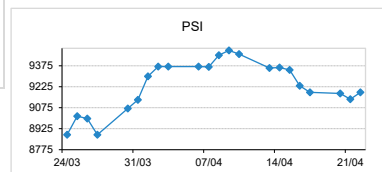
	EUR	USD	GBP	JPY	CHF	SEK	DKK	CAD	AUD	BRL	NOK
EUR	-	1,1733	0,8690	186,81	0,9177	10,7768	7,4729	1,6005	1,6362	5,8198	10,8948
USD	0,8531	-	0,7406	159,35	0,7831	9,1902	6,3756	1,3665	1,3966	4,9667	9,2904

ACCIONISTA

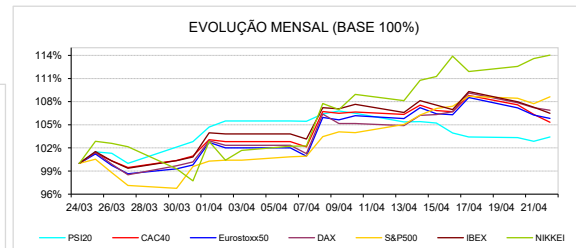
TÍTULO	COTAÇÃO	1D %	YTD %
ALTRI	4,880	0,51	8,44
BCP	0,889	1,18	-0,83
CORT. AMORIM	6,560	-0,30	-0,76
CTT	6,490	0,46	-12,65
EDP	4,478	1,54	14,38
EDP R	13,530	0,89	12,38
GALP	19,345	1,12	32,23
IBERSOL	11,760	-2,00	18,79
J MARTINS	20,620	0,00	1,78
MOTA ENGIL	4,854	-1,02	-1,90
NAVIGATOR	3,372	-0,12	7,39
NOS	5,525	-0,90	37,61
REN	3,725	0,27	15,86
SEMAPA	22,700	0,44	8,61
SONAE SGPS	1,962	0,31	21,71
TEIX. DUARTE	0,425	-0,58	-33,18

MAIORES GANHOS/PERDAS

Título	Variação %
EDP	1,54
BCP	1,18
GALP	1,12
EDP R	0,89
ALTRI	0,51
CORT. AMORI	-0,30
TEIX. DUARTE	-0,58
NOS	-0,90
MOTA ENGIL	-1,02
IBERSOL	-2,00



ÍNDICE	LAST	Var. 1D	YTD%	MAX Anual	MIN Anual
PSI	9.185,60	0,54%	11,16%	9.516,43	6.703,43
CAC40	8.156,43	-0,96%	0,09%	8.642,23	7.218,30
ESTX 50 PR	5.906,22	-0,41%	1,98%	6.199,78	4.894,30
XTRA DAX	24.194,90	-0,31%	-1,21%	25.507,79	21.044,61
S&P 500	7.122,78	0,83%	4,04%	7.147,52	5.207,67
IBEX 35	18.006,40	-0,75%	4,04%	18.573,80	12.812,00
NIKKEI 225	59.585,86	0,40%	18,37%	59.708,21	34.682,28



A informação mencionada é meramente indicativa e reflete o mercado pelas 16h30. As opiniões emitidas não podem ser entendidas como conselho ou recomendação para a prática de qualquer acto. A informação foi recolhida de fontes consideradas fiáveis, não se responsabilizando, no entanto, o CaixaBI por quaisquer incorreções que as mesmas possam conter. Para mais informações, contactar a Sala de Mercados