

**AGRE - ASSESSORIA E GESTÃO DE RISCO A EMPRESAS**

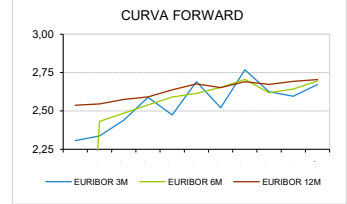
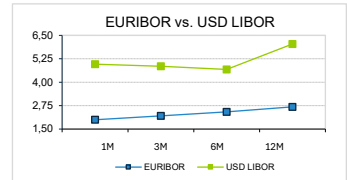
derivados.caixabi@caixabi.pt - 21 313 73 26

**RENDA FIXA**

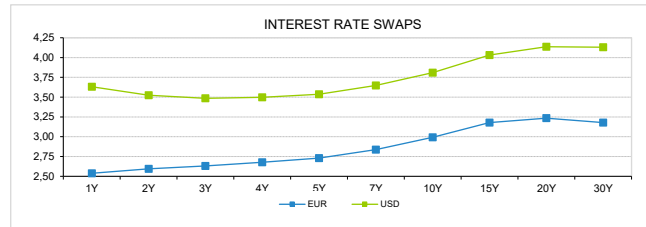
| INTERBANK OFFERED RATES |        |          |          |           |            |          |          |        |         |
|-------------------------|--------|----------|----------|-----------|------------|----------|----------|--------|---------|
| EURIBOR                 | FIXING | 1D (bps) | 1M (bps) | USD LIBOR | LAST PRICE | 1D (bps) | 1M (bps) | GBP    | CHF     |
| 1M                      | 1,9960 | -1       | 5        | 1M        | 4,9602     | 0        | -35      | 3,7467 | -0,0400 |
| 3M                      | 2,2040 | -3       | 6        | 3M        | 4,8537     | 0        | -42      | 3,7946 | 0,0045  |
| 6M                      | 2,4150 | -4       | 8        | 6M        | 4,6821     | -1       | -45      | 3,9090 | 0,0900  |
| 12M                     | 2,6850 | -4       | 14       | 12M       | 6,0414     | 8        | 31       | 4,0506 | 0,2175  |

| INTEREST RATE SWAPS |        |          |          |        |        |        |
|---------------------|--------|----------|----------|--------|--------|--------|
| EUR                 | LAST   | 1D (bps) | 1M (bps) | 1Y     | 3Y     | 5Y     |
| 1Y                  | 2,5385 | -10      | 5        | 2,6527 | 2,8263 | 3,0680 |
| 2Y                  | 2,5944 | -12      | 1        | 2,6792 | 2,8877 | 3,1350 |
| 3Y                  | 2,6306 | -12      | 1        | 2,7270 | 2,9490 | 3,1920 |
| 4Y                  | 2,6779 | -11      | 2        | 2,7820 | 3,0073 | 3,2460 |
| 5Y                  | 2,7299 | -11      | 3        | 2,8363 | 3,0680 | 3,2957 |
| 7Y                  | 2,8375 | -9       | 5        | 2,9480 | 3,1720 | 3,3790 |
| 10Y                 | 2,9927 | -8       | 6        | 3,0970 | 3,2945 | 3,4599 |
| 15Y                 | 3,1779 | -7       | 7        | 3,2526 | 3,3800 | 3,4700 |
| 20Y                 | 3,2343 | -5       | 8        | 3,2820 | 3,3560 | 3,3970 |
| 30Y                 | 3,1784 | -4       | 9        | 3,2020 | 3,2330 | 3,2385 |

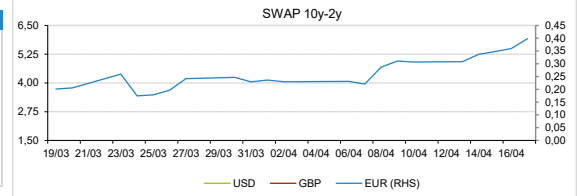
| TAXA DE REFERENCIA BANCO CENTRAL |       |
|----------------------------------|-------|
| Zona Euro                        | 2,15  |
| EUA                              | 3,75  |
| Reino Unido                      | 3,75  |
| Japão                            | 0,75  |
| Canadá                           | 2,25  |
| Suíça                            | -0,75 |
| China                            | 5,75  |
| Brasil                           | 14,75 |
| Austrália                        | 4,10  |
| Índia                            | 3,00  |



| INTEREST RATE SWAPS |        |          |          | FORWARDS |        |        |
|---------------------|--------|----------|----------|----------|--------|--------|
| USD                 | LAST   | 1D (bps) | 1M (bps) | 1Y       | 3Y     | 5Y     |
| 1Y                  | 3,6304 | -6       | 1        | 3,4030   | 3,5400 | 3,8840 |
| 2Y                  | 3,5233 | -8       | 3        | 3,4040   | 3,6240 | 3,9620 |
| 3Y                  | 3,4852 | -9       | 4        | 3,4470   | 3,7075 | 4,0280 |
| 4Y                  | 3,4982 | -8       | 5        | 3,5090   | 3,7875 | 4,0920 |
| 5Y                  | 3,5366 | -8       | 6        | 3,5790   | 3,8570 | 4,1390 |
| 7Y                  | 3,6475 | -7       | 6        | 3,7150   | 3,9770 | 4,2350 |
| 10Y                 | 3,8094 | -6       | 7        | 3,8830   | 4,1320 | 4,3580 |
| 15Y                 | 4,0308 | -5       | 7        | 4,0920   | 4,2750 | 4,4330 |
| 20Y                 | 4,1367 | -5       | 8        | 4,1770   | 4,3020 | 4,4050 |
| 30Y                 | 4,1306 | -4       | 8        | 4,1440   | 4,2070 | 4,2490 |

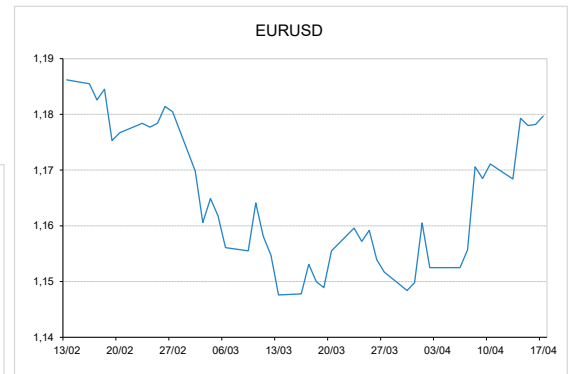
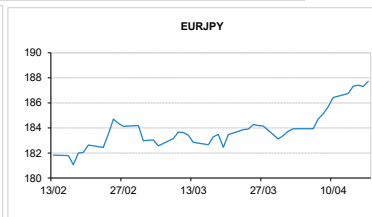
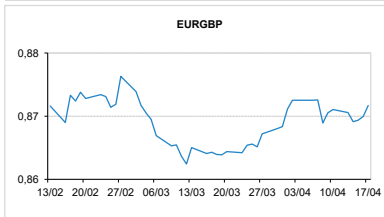


| COMMODITIES | LAST      | Var. 1D | Var. 1M | BONDS      | YIELD | 1D (bps) | 1M (bps) |
|-------------|-----------|---------|---------|------------|-------|----------|----------|
| BRENT       | 88,67     | -10,72  | -10,72  | OT 2Y      | 2,490 | -0,11    | -2,00    |
| JETFUEL     | 1,612,50  | 52,25   | -76,00  | OT 5Y      | 2,775 | -0,10    | -5,10    |
| DIESEL      | 1,255,75  | 6,25    | 7,75    | OT 10Y     | 3,332 | -0,10    | -3,80    |
| COBRE       | 13,242,00 | 23,00   | 415,00  | BUND 10Y   | 2,949 | -6,60    | 0,10     |
| ZINCO       | 3,438,22  | 30,51   | 175,97  | SCHATZ 2Y  | 2,783 | -9,97    | -5,20    |
| OURO        | 4,867,91  | 77,85   | -137,70 | T-NOTE 10Y | 4,526 | -6,24    | -2,40    |
| TRIGO       | 596,00    | -10,50  | -4,75   | T-NOTE 2Y  | 3,946 | -7,81    | -2,60    |
| LICENÇA C02 | 76,87     | 1,88    | 10,22   | GILT 10Y   | 5,428 | -11,85   | 1,40     |



**CAMBIAL**

| CAMBIAL | FIXING  | Var. 1D | Var. 1M | FW 3M  | FW 6M  | FW 12M |
|---------|---------|---------|---------|--------|--------|--------|
| EUR/USD | 1,1797  | 0,13%   | 2,31%   | 1,1846 | 1,1889 | 1,1962 |
| EUR/GBP | 0,87168 | -0,20%  | -0,85%  | 0,8755 | 0,8793 | 0,8867 |
| EUR/JPY | 187,72  | -0,22%  | -2,36%  | 187,71 | 187,71 | 187,69 |
| EUR/CHF | 0,9199  | 0,35%   | -1,55%  | 0,9148 | 0,9093 | 0,8983 |
| EUR/BRL | 5,8805  | 0,04%   | 1,92%   | 6,0318 | 6,1813 | 6,4532 |
| EUR/PLN | 4,2244  | 0,31%   | 0,85%   | 4,2425 | 4,2602 | 4,2956 |



**FIXINGS CONTRA USD e EUR**

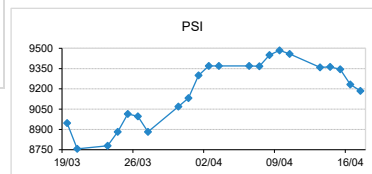
|     | EUR    | USD    | GBP    | JPY     | CHF    | SEK     | DKK    | CAD    | AUD     | BRL    | NOK     |
|-----|--------|--------|--------|---------|--------|---------|--------|--------|---------|--------|---------|
| EUR | -      | 1,1797 | 0,8717 | 187,72  | 0,9199 | 10,7805 | 7,4732 | 1,6130 | 1,64094 | 5,8805 | 11,0674 |
| USD | 0,8463 | -      | 0,7368 | 157,785 | 0,7786 | 9,1117  | 6,3250 | 1,3666 | 1,3885  | 4,9771 | 9,3699  |

**ACCIONISTA**

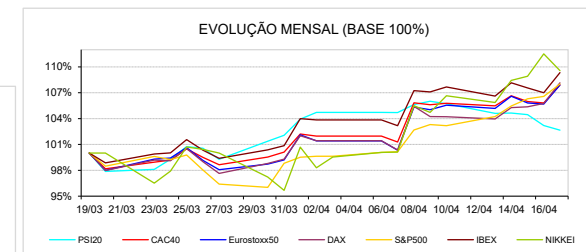
| TÍTULO       | COTAÇÃO | 1D %  | YTD %  |
|--------------|---------|-------|--------|
| ALTRI        | 4,900   | 0,62  | 8,89   |
| BCP          | 0,903   | 1,87  | 0,71   |
| CORT. AMORIM | 6,650   | 1,06  | 0,61   |
| CTT          | 6,600   | 0,69  | -11,17 |
| EDP          | 4,412   | -2,39 | 12,69  |
| EDP R        | 13,360  | -3,19 | 10,96  |
| GALP         | 18,475  | -5,06 | 26,28  |
| IBERSOL      | 12,000  | 2,21  | 21,21  |
| J MARTINS    | 21,240  | 1,24  | 4,84   |
| MOTA ENGL    | 5,045   | 5,94  | 1,96   |
| NAVIGATOR    | 3,382   | 1,26  | 7,71   |
| NOS          | 5,535   | 0,45  | 37,86  |
| REN          | 3,705   | -1,59 | 15,24  |
| SEMAPA       | 22,500  | 2,97  | 7,66   |
| SONAE SGPS   | 1,978   | 0,82  | 22,70  |
| TEIX. DUARTE | 0,446   | 4,82  | -29,87 |

**MAIORES GANHOS/PERDAS**

| Título       | Variação % |
|--------------|------------|
| MOTA ENGL    | 5,94       |
| TEIX. DUARTE | 4,82       |
| SEMAPA       | 2,97       |
| IBERSOL      | 2,21       |
| BCP          | 1,87       |
| REN          | -1,59      |
| EDP          | -2,39      |
| EDP R        | -3,19      |
| GALP         | -5,06      |



| ÍNDICE     | LAST      | Var. 1D | YTD%   | MAX Anual | MIN Anual |
|------------|-----------|---------|--------|-----------|-----------|
| PSI        | 9.185,28  | -0,51%  | 11,15% | 9.516,43  | 6.703,43  |
| CAC40      | 8.425,13  | 1,97%   | 3,38%  | 8.642,23  | 7.218,30  |
| ESTX 50 PR | 6.057,71  | 2,10%   | 4,60%  | 6.199,78  | 4.894,30  |
| XTRA DAX   | 24.702,24 | 2,27%   | 0,86%  | 25.507,79 | 21.044,61 |
| S&P 500    | 7.136,64  | 1,35%   | 4,24%  | 7.137,32  | 5.101,63  |
| IBEX 35    | 18.484,50 | 2,18%   | 6,80%  | 18.573,80 | 12.812,00 |
| NIKKEI 225 | 58.475,90 | -1,75%  | 16,16% | 59.688,10 | 34.109,85 |



A informação mencionada é meramente indicativa e reflete o mercado pelas 16h30. As opiniões emitidas não podem ser entendidas como conselho ou recomendação para a prática de qualquer acto. A informação foi recolhida de fontes consideradas fiáveis, não se responsabilizando, no entanto, o CaixaBI por quaisquer incorreções que as mesmas possam conter. Para mais informações, contactar a Sala de Mercados