

AGRE - ASSESSORIA E GESTÃO DE RISCO A EMPRESAS

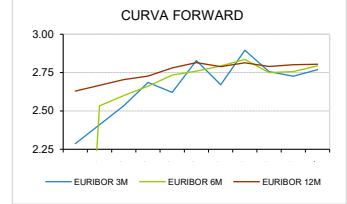
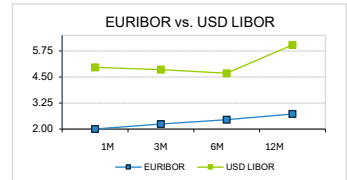
derivados.caixabi@caixabi.pt - 21 313 73 26

RENDA FIXA

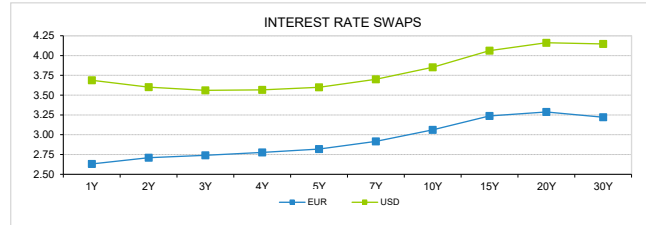
INTERBANK OFFERED RATES									
EURIBOR	FIXING	1D (bps)	1M (bps)	USD LIBOR	LAST PRICE	1D (bps)	1M (bps)	GBP	CHF
1M	2.0040	1	5	1M	4.9602	0	-35	3.7508	-0.0450
3M	2.2380	0	8	3M	4.8537	0	-42	3.8024	0.0000
6M	2.4530	-2	14	6M	4.6821	-1	-45	3.9152	0.0500
12M	2.7230	-3	18	12M	6.0414	8	31	4.0589	0.2325

INTEREST RATE SWAPS						
EUR	LAST	1D (bps)	1M (bps)	1Y	3Y	5Y
1Y	2.6310	-2	15	2.7882	2.8937	3.1287
2Y	2.7090	-2	12	2.7965	2.9465	3.1880
3Y	2.7400	-1	11	2.8270	3.0060	3.2470
4Y	2.7770	-1	10	2.8690	3.0640	3.2940
5Y	2.8193	-1	11	2.9182	3.1195	3.3430
7Y	2.9165	-1	10	3.0220	3.2190	3.4240
10Y	3.0615	-2	10	3.1600	3.3410	3.5002
15Y	3.2375	-1	11	3.3096	3.4212	3.5002
20Y	3.2875	-1	12	3.3312	3.3934	3.4295
30Y	3.2207	-1	12	3.2400	3.2620	3.2640

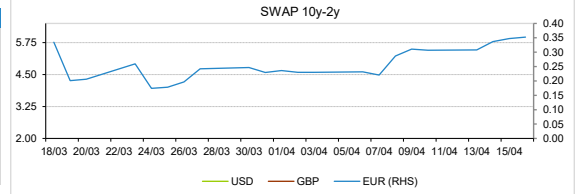
TAXA DE REFERENCIA BANCO CENTRAL	
Zona Euro	2.15
EUA	3.75
Reino Unido	3.75
Japão	0.75
Canadá	2.25
Suíça	-0.75
China	5.75
Brasil	14.75
Austrália	4.10
Índia	3.00



INTEREST RATE SWAPS				FORWARDS		
USD	LAST	1D (bps)	1M (bps)	1Y	3Y	5Y
1Y	3.6879	0	7	3.5100	3.5810	3.9240
2Y	3.6009	1	11	3.4910	3.6630	3.9980
3Y	3.5607	1	12	3.5200	3.7460	4.0540
4Y	3.5665	1	11	3.5740	3.8230	4.1050
5Y	3.5990	1	11	3.6390	3.8880	4.1600
7Y	3.7009	1	10	3.7640	4.0030	4.2620
10Y	3.8520	1	10	3.9250	4.1580	4.3760
15Y	4.0623	1	9	4.1240	4.2910	4.4420
20Y	4.1618	1	8	4.2005	4.3150	4.4140
30Y	4.1473	1	8	4.1620	4.2160	4.2550

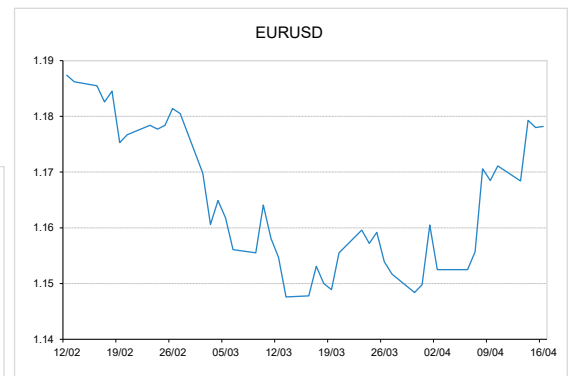
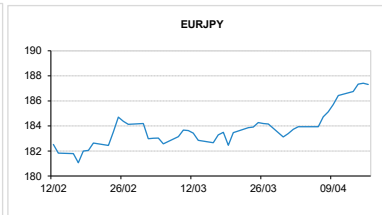
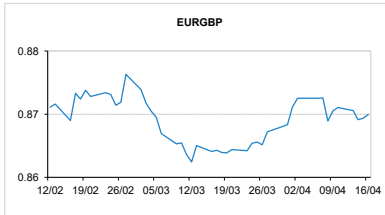


COMMODITIES	LAST	Var. 1D	Var. 1M	BONDS	YIELD	1D (bps)	1M (bps)
BRENT	98.33	3.40	2.29	OT 2Y	2.594	-0.03	15.00
JETFUEL	1,560.25	58.25	-65.75	OT 5Y	2.873	-0.02	10.10
DIESEL	1,249.50	16.75	15.25	OT 10Y	3.426	-0.02	10.50
COBRE	13,276.00	-37.00	467.00	BUND 10Y	3.032	0.10	12.10
ZINCO	3,407.71	63.28	118.11	SCHATZ 2Y	2.895	-0.50	12.90
OURO	4,804.77	13.73	-201.64	T-NOTE 10Y	4.577	0.55	8.00
TRIGO	615.00	13.25	7.25	T-NOTE 2Y	4.020	1.00	12.60
LICENÇA C02	75.06	0.91	6.06	GILT 10Y	5.543	8.33	20.20



CAMBIAL

CAMBIAL	FIXING	Var. 1D	Var. 1M	FW 3M	FW 6M	FW 12M
EUR/USD	1.1782	0.02%	2.65%	1.1831	1.1872	1.1942
EUR/GBP	0.86993	-0.07%	-0.67%	0.8737	0.8775	0.8848
EUR/JPY	187.31	0.05%	-2.48%	187.30	187.30	187.28
EUR/CHF	0.9232	-0.03%	-1.82%	0.9180	0.9122	0.9008
EUR/BRL	5.8951	-0.06%	2.09%	6.0437	6.1946	6.4754
EUR/PLN	4.2406	-0.14%	0.63%	4.2587	4.2759	4.3118



FIXINGS CONTRA USD e EUR

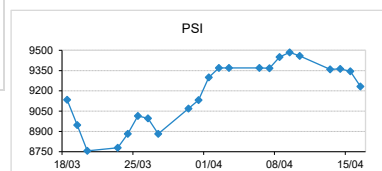
	EUR	USD	GBP	JPY	CHF	SEK	DKK	CAD	AUD	BRL	NOK
EUR	-	1.1782	0.8699	187.31	0.9232	10.8201	7.4731	1.6145	1.64297	5.8951	11.0273
USD	0.8495	-	0.7396	159.26	0.7838	9.1871	6.3489	1.3714	1.3959	5.0118	9.3857

ACCIONISTA

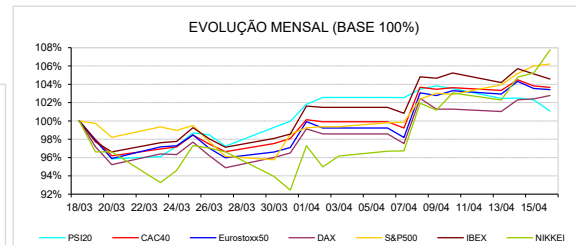
TÍTULO	COTAÇÃO	1D %	YTD %
ALTRI	4.870	0.31	8.22
BCP	0.886	-1.93	-1.14
CORT. AMORIM	6.580	-0.45	-0.45
CTT	6.555	-1.28	-11.78
EDP	4.520	-3.25	15.45
EDP R	13.800	-2.13	14.62
GALP	19.460	0.72	33.01
IBERSOL	11.740	0.34	18.59
J MARTINS	20.980	-0.38	3.55
MOTA ENGIL	4.762	-1.00	-3.76
NAVIGATOR	3.340	-0.54	6.37
NOS	5.510	0.27	37.24
REN	3.765	-0.92	17.11
SEMAPA	21.850	-2.02	4.55
SONAE SGPS	1.962	-1.31	21.71
TEIX. DUARTE	0.426	-1.05	-33.10

MAIORES GANHOS/PERDAS

Título	Variação %
GALP	0.72
IBERSOL	0.34
ALTRI	0.31
NOS	0.27
SONAE SGPS	-1.31
BCP	-1.93
SEMAPA	-2.02
EDP R	-2.13
EDP	-3.25



ÍNDICE	LAST	Var. 1D	YTD%	MAX Anual	MIN Anual
PSI	9,232.52	-1.21%	11.72%	9,516.43	6,672.39
CAC40	8,262.70	-0.14%	1.39%	8,642.23	7,218.30
ESTX 50 PR	5,933.28	-0.12%	2.45%	6,199.78	4,891.11
XTRA DAX	24,154.47	0.36%	-1.37%	25,507.79	20,956.38
S&P 500	7,036.51	0.19%	2.79%	7,043.66	5,101.63
IBEX 35	18,089.50	-0.53%	4.52%	18,573.80	12,756.10
NIKKEI 225	59,518.34	2.38%	18.23%	59,688.10	33,931.53



A informação mencionada é meramente indicativa e reflete o mercado pelas 16h30. As opiniões emitidas não podem ser entendidas como conselho ou recomendação para a prática de qualquer acto. A informação foi recolhida de fontes consideradas fiáveis, não se responsabilizando, no entanto, o CaixaBI por quaisquer incorreções que as mesmas possam conter. Para mais informações, contactar a Sala de Mercados