

AGRE - ASSESSORIA E GESTÃO DE RISCO A EMPRESAS

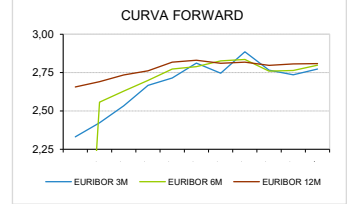
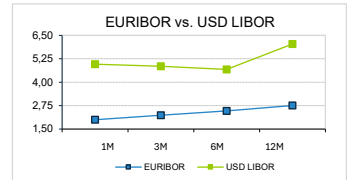
derivados.caixabi@caixabi.pt - 21 313 73 26

RENDA FIXA

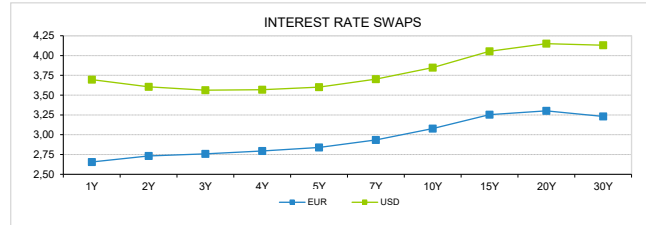
INTERBANK OFFERED RATES									
EURIBOR	FIXING	1D (bps)	1M (bps)	USD LIBOR	LAST PRICE	1D (bps)	1M (bps)	GBP	CHF
1M	1,9980	1	5	1M	4,9602	0	-35	3,7546	-0,0800
3M	2,2400	0	8	3M	4,8537	0	-42	3,8155	-0,0077
6M	2,4680	-1	18	6M	4,6821	-1	-45	3,9436	0,0650
12M	2,7560	-1	23	12M	6,0414	8	31	4,1052	0,2350

INTEREST RATE SWAPS						
EUR	LAST	1D (bps)	1M (bps)	1Y	3Y	5Y
1Y	2,6559	0	18	2,8110	2,9133	3,1340
2Y	2,7321	1	14	2,8105	2,9689	3,1970
3Y	2,7573	2	13	2,8430	3,0220	3,2550
4Y	2,7944	2	12	2,8880	3,0793	3,3060
5Y	2,8390	2	13	2,9350	3,1360	3,3563
7Y	2,9342	2	12	3,0360	3,2360	3,4390
10Y	3,0782	2	12	3,1760	3,3590	3,5146
15Y	3,2533	2	13	3,3244	3,4358	3,5124
20Y	3,3016	2	13	3,3448	3,4056	3,4394
30Y	3,2313	2	13	3,2520	3,2715	3,2704

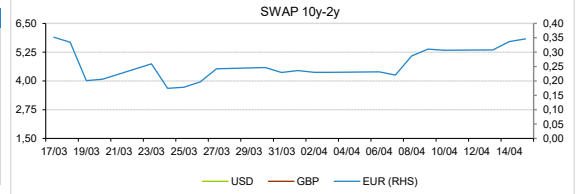
TAXA DE REFERENCIA BANCO CENTRAL	
Zona Euro	2,15
EUA	3,75
Reino Unido	3,75
Japão	0,75
Canadá	2,25
Suíça	-0,75
China	5,75
Brasil	14,75
Austrália	4,10
Índia	3,00



INTEREST RATE SWAPS				FORWARDS		
USD	LAST	1D (bps)	1M (bps)	1Y	3Y	5Y
1Y	3,6967	1	8	3,5090	3,5810	3,9310
2Y	3,6055	3	11	3,4900	3,6620	3,9980
3Y	3,5626	3	12	3,5200	3,7480	4,0500
4Y	3,5682	4	12	3,5740	3,8240	4,1030
5Y	3,6010	4	11	3,6390	3,8850	4,1560
7Y	3,7012	4	10	3,7620	4,0000	4,2560
10Y	3,8485	4	9	3,9230	4,1510	4,3630
15Y	4,0539	3	8	4,1140	4,2760	4,4230
20Y	4,1502	3	7	4,1860	4,2960	4,3920
30Y	4,1313	3	6	4,1425	4,1950	4,2310

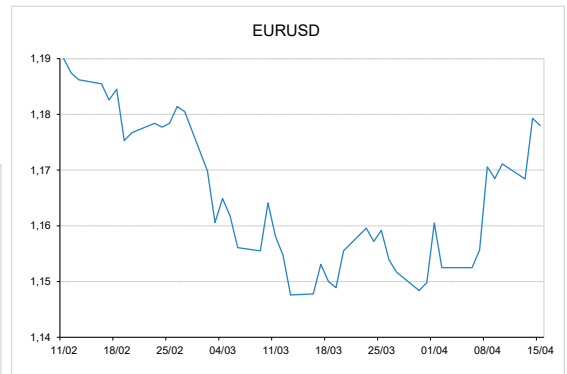
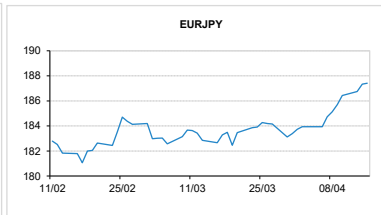
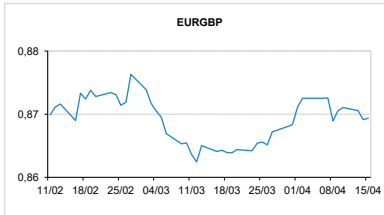


COMMODITIES	LAST	Var. 1D	Var. 1M	BONDS	YIELD	1D (bps)	1M (bps)
BRENT	95,46	0,67	-3,45	OT 2Y	2,628	0,01	16,20
JETFUEL	1.502,00	-83,00	-124,00	OT 5Y	2,895	0,02	7,70
DIESEL	1.232,75	-101,75	-1,50	OT 10Y	3,442	0,03	5,90
COBRE	13.296,00	231,00	504,00	BUND 10Y	3,034	0,61	9,50
ZINCO	3.344,43	25,80	54,83	SCHATZ 2Y	2,908	-0,75	12,50
OURO	4.802,93	-38,82	-203,48	T-NOTE 10Y	4,577	2,57	6,60
TRIGO	597,50	-3,75	-27,00	T-NOTE 2Y	4,022	2,60	12,00
LICENÇA C02	74,35	-0,52	5,19	GILT 10Y	5,481	2,53	5,80



CAMBIAL

CAMBIAL	FIXING	Var. 1D	Var. 1M	FW 3M	FW 6M	FW 12M
EUR/USD	1,178	-0,11%	2,63%	1,1829	1,1870	1,1939
EUR/GBP	0,86935	-0,03%	-0,61%	0,8731	0,8769	0,8842
EUR/JPY	187,41	-0,04%	-2,53%	187,40	187,40	187,38
EUR/CHF	0,9221	-0,10%	-1,71%	0,9169	0,9110	0,8996
EUR/BRL	5,8961	-0,19%	2,08%	6,0446	6,1936	6,4726
EUR/PLN	4,2341	0,09%	0,78%	4,2523	4,2695	4,3046



FIXINGS CONTRA USD e EUR

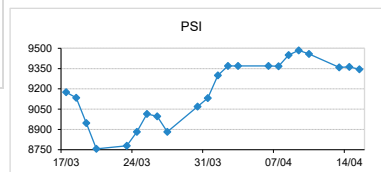
	EUR	USD	GBP	JPY	CHF	SEK	DKK	CAD	AUD	BRL	NOK
EUR	-	1,1780	0,8694	187,41	0,9221	10,8102	7,4731	1,6213	1,64776	5,8961	11,0858
USD	0,8477	-	0,7369	158,99	0,7815	9,1628	6,3347	1,3748	1,3974	4,9919	9,3983

ACCIONISTA

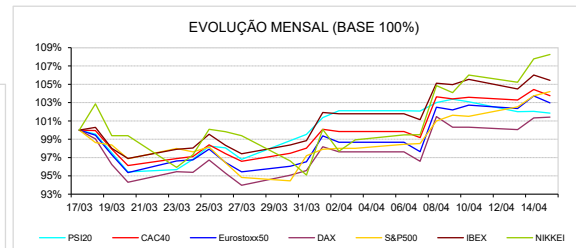
TÍTULO	COTAÇÃO	1D %	YTD %
ALTRI	4,855	0,31	7,89
BCP	0,903	0,42	0,80
CORT. AMORIM	6,610	-0,60	0,00
CTT	6,640	-1,26	-10,63
EDP	4,672	0,56	19,34
EDP R	14,100	-0,49	17,11
GALP	19,320	-0,85	32,06
IBERSOL	11,700	3,54	18,18
J MARTINS	21,060	-0,38	3,95
MOTA ENGIL	4,810	-0,62	-2,79
NAVIGATOR	3,358	-0,36	6,94
NOS	5,495	-0,09	36,86
REN	3,800	-0,13	18,20
SEMAPA	22,300	0,00	6,70
SONAE SGPS	1,988	-0,40	23,33
TEIX. DUARTE	0,430	-2,05	-32,39

MAIORES GANHOS/PERDAS

Título	Variação %
IBERSOL	3,54
EDP	0,56
BCP	0,42
ALTRI	0,31
CORT. AMORI	-0,60
MOTA ENGIL	-0,62
GALP	-0,85
CTT	-1,26
TEIX. DUARTE	-2,05



ÍNDICE	LAST	Var. 1D	YTD%	MAX Anual	MIN Anual
PSI	9.345,36	-0,18%	13,09%	9.516,43	6.589,70
CAC40	8.274,57	-0,64%	1,53%	8.642,23	7.218,30
ESTX 50 PR	5.940,34	-0,74%	2,57%	6.199,78	4.891,11
XTRA DAX	24.066,70	0,09%	-1,73%	25.507,79	20.956,38
S&P 500	6.998,80	0,45%	2,23%	7.002,28	5.101,63
IBEX 35	18.185,80	-0,55%	5,07%	18.573,80	12.626,60
NIKKEI 225	58.134,24	0,44%	15,48%	59.332,43	33.658,47



A informação mencionada é meramente indicativa e reflete o mercado pelas 16h30. As opiniões emitidas não podem ser entendidas como conselho ou recomendação para a prática de qualquer acto. A informação foi recolhida de fontes consideradas fiáveis, não se responsabilizando, no entanto, o CaixaBI por quaisquer incorreções que as mesmas possam conter. Para mais informações, contactar a Sala de Mercados