

AGRE - ASSESSORIA E GESTÃO DE RISCO A EMPRESAS

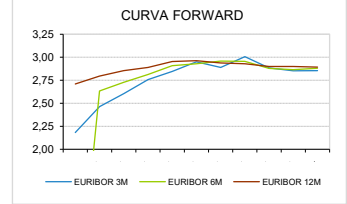
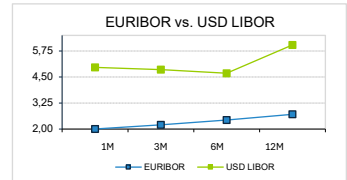
derivados.caixabi@caixabi.pt - 21 313 73 26

RENDA FIXA

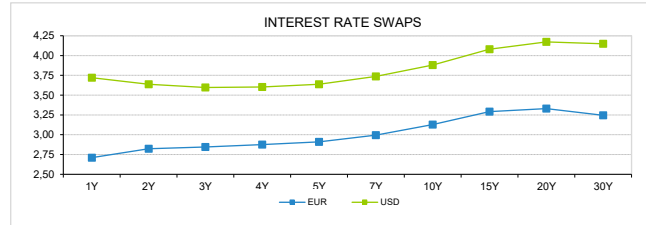
INTERBANK OFFERED RATES									
EURIBOR	FIXING	1D (bps)	1M (bps)	USD LIBOR	LAST PRICE	1D (bps)	1M (bps)	GBP	CHF
1M	2,0030	1	6	1M	4,9602	0	-35	3,7493	-0,0800
3M	2,2040	1	5	3M	4,8537	0	-42	3,8064	-0,0392
6M	2,4370	-2	15	6M	4,6821	-1	-45	3,9279	0,0500
12M	2,7080	-1	19	12M	6,0414	8	31	4,0769	0,2625

INTEREST RATE SWAPS						
EUR	LAST	1D (bps)	1M (bps)	1Y	3Y	5Y
1Y	2,7105	2	20	2,9378	2,9661	3,1739
2Y	2,8231	4	18	2,9160	3,0125	3,2320
3Y	2,8456	4	15	2,9330	3,0640	3,2880
4Y	2,8753	4	14	2,9620	3,1190	3,3380
5Y	2,9095	4	14	3,0027	3,1727	3,3848
7Y	2,9957	4	13	3,0940	3,2690	3,4640
10Y	3,1291	4	12	3,2240	3,3860	3,5340
15Y	3,2920	4	12	3,3594	3,4547	3,5225
20Y	3,3300	3	13	3,3696	3,4160	3,4421
30Y	3,2460	4	13	3,2620	3,2696	3,2622

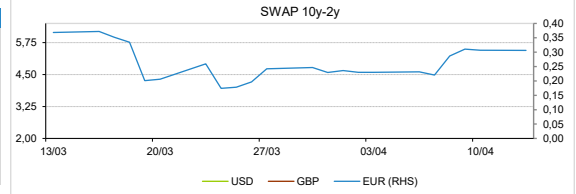
TAXA DE REFERENCIA BANCO CENTRAL	
Zona Euro	2,15
EUA	3,75
Reino Unido	3,75
Japão	0,75
Canadá	2,25
Suíça	-0,75
China	5,75
Brasil	14,75
Austrália	4,10
Índia	3,00



INTEREST RATE SWAPS				FORWARDS		
USD	LAST	1D (bps)	1M (bps)	1Y	3Y	5Y
1Y	3,7210	2	9	3,5490	3,6280	3,9460
2Y	3,6376	2	11	3,5280	3,7090	4,0140
3Y	3,5966	1	11	3,5600	3,7850	4,0660
4Y	3,6037	1	11	3,6150	3,8560	4,1200
5Y	3,6378	1	11	3,6760	3,9150	4,1730
7Y	3,7355	1	10	3,7940	4,0270	4,2690
10Y	3,8795	1	9	3,9490	4,1740	4,3800
15Y	4,0803	1	9	4,1390	4,2990	4,4400
20Y	4,1723	2	8	4,2090	4,3150	4,4040
30Y	4,1479	2	8	4,1600	4,2100	4,2420

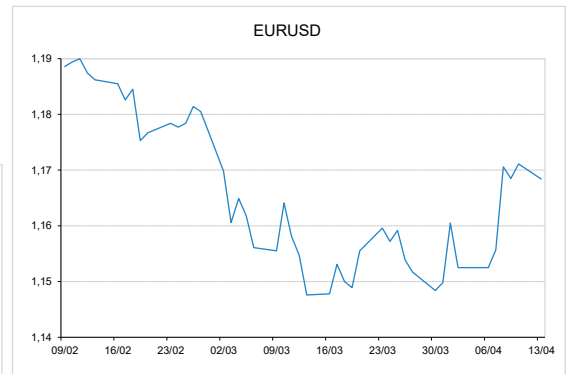
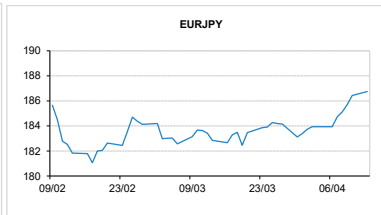
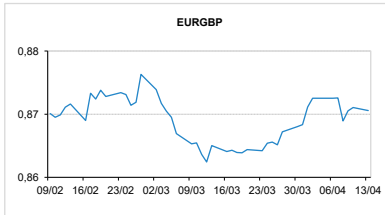


COMMODITIES	LAST	Var. 1D	Var. 1M	BONDS	YIELD	1D (bps)	1M (bps)
BRENT	101,98	6,78	3,07	OT 2Y	2,711	0,04	22,90
JETFUEL	1.468,25	-106,50	71,50	OT 5Y	2,967	0,05	13,60
DIESEL	1.265,25	-158,75	205,75	OT 10Y	3,502	0,04	10,40
COBRE	12.857,00	164,00	-294,50	BUND 10Y	3,085	4,50	14,30
ZINCO	3.323,23	17,03	-9,71	SCHATZ 2Y	3,003	6,01	21,50
OURO	4.714,72	-35,03	-304,77	T-NOTE 10Y	4,616	1,29	5,00
TRIGO	596,50	15,75	-28,00	T-NOTE 2Y	4,056	1,00	7,00
LICENÇA C02	72,65	-0,19	3,49	GILT 10Y	5,565	7,93	10,40



CAMBIAL

CAMBIAL	FIXING	Var. 1D	Var. 1M	FW 3M	FW 6M	FW 12M
EUR/USD	1,1684	-0,23%	1,81%	1,1732	1,1770	1,1833
EUR/GBP	0,87058	0,05%	-0,64%	0,8744	0,8780	0,8851
EUR/JPY	186,75	-0,17%	-2,09%	186,74	186,74	186,72
EUR/CHF	0,9222	0,26%	-2,04%	0,9170	0,9110	0,8992
EUR/BRL	5,882	-0,21%	3,30%	6,0309	6,1823	6,4633
EUR/PLN	4,2459	0,19%	0,71%	4,2641	4,2801	4,3113



FIXINGS CONTRA USD e EUR

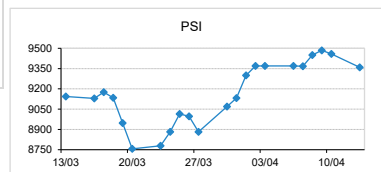
	EUR	USD	GBP	JPY	CHF	SEK	DKK	CAD	AUD	BRL	NOK
EUR	-	1,1684	0,8706	186,75	0,9222	10,8095	7,4722	1,6172	1,65826	5,8820	11,1084
USD	0,8538	-	0,7429	159,57	0,7875	9,2193	6,3796	1,3810	1,4154	5,0263	9,4825

ACCIONISTA

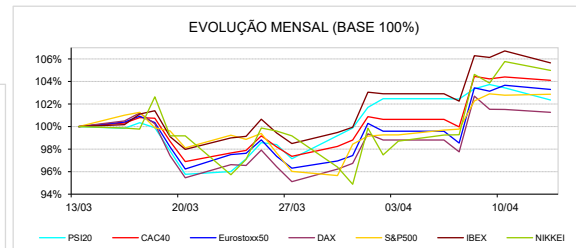
TÍTULO	COTAÇÃO	1D %	YTD %
ALTRI	4,830	-1,43	7,33
BCP	0,887	-1,55	-1,03
CORT. AMORIM	6,630	-1,19	0,30
CTT	6,595	-2,37	-11,24
EDP	4,691	-0,93	19,82
EDP R	14,050	-2,84	16,69
GALP	19,550	1,19	33,63
IBERSOL	11,240	-0,88	13,54
J MARTINS	21,100	1,25	4,15
MOTA ENGIL	4,800	-3,11	-2,99
NAVIGATOR	3,360	-1,12	7,01
NOS	5,480	-1,53	36,49
REN	3,830	-2,42	19,13
SEMAPA	22,350	-1,54	6,94
SONAE SGPS	2,040	-0,49	26,55
TEIX. DUARTE	0,431	-4,22	-32,23

MAIORES GANHOS/PERDAS

Título	Variação %
J MARTINS	1,25
GALP	1,19
CTT	-2,37
REN	-2,42
EDP R	-2,84
MOTA ENGIL	-3,11
TEIX. DUARTE	-4,22



ÍNDICE	LAST	Var. 1D	YTD%	MAX Anual	MIN Anual
PSI	9.359,51	-1,04%	13,26%	9.516,43	6.560,88
CAC40	8.235,98	-0,29%	1,06%	8.642,23	7.218,30
ESTX 50 PR	5.905,02	-0,36%	1,96%	6.199,78	4.828,56
XTRA DAX	23.742,44	-0,26%	-3,05%	25.507,79	20.698,91
S&P 500	6.823,79	0,08%	-0,34%	7.002,28	5.101,63
IBEX 35	18.023,80	-0,99%	4,14%	18.573,80	12.419,50
NIKKEI 225	56.502,77	-0,74%	12,24%	59.332,43	33.658,47



A informação mencionada é meramente indicativa e reflete o mercado pelas 16h30. As opiniões emitidas não podem ser entendidas como conselho ou recomendação para a prática de qualquer acto. A informação foi recolhida de fontes consideradas fiáveis, não se responsabilizando, no entanto, o CaixaBI por quaisquer incorreções que as mesmas possam conter. Para mais informações, contactar a Sala de Mercados