

AGRE - ASSESSORIA E GESTÃO DE RISCO A EMPRESAS

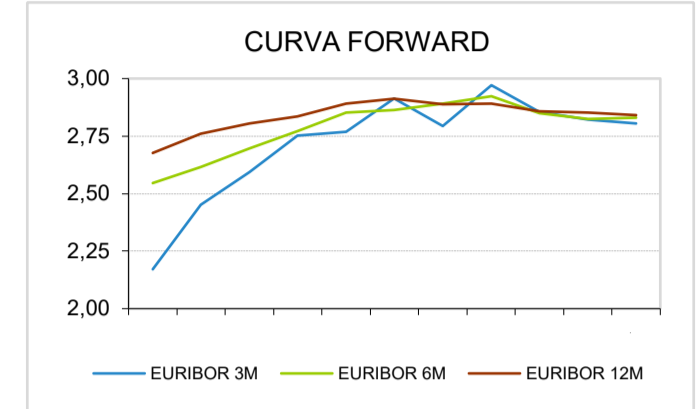
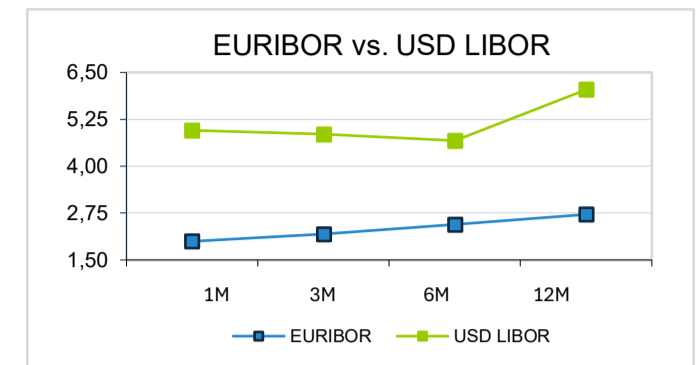
derivados.caixabi@caixabi.pt - 21 313 73 26

RENDA FIXA

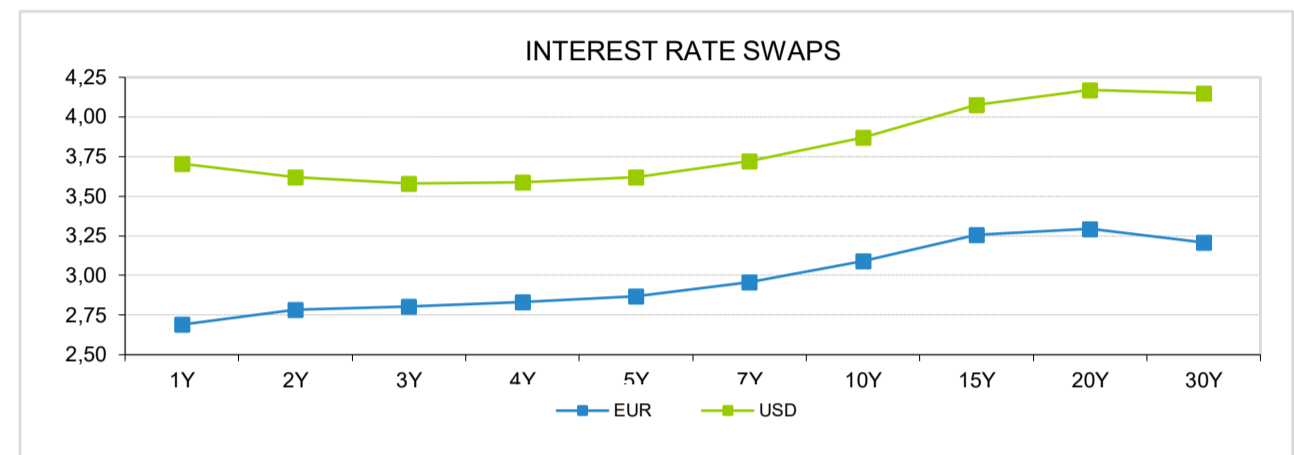
INTERBANK OFFERED RATES									
EURIBOR	FIXING	1D (bps)	1M (bps)	USD LIBOR	LAST PRICE	1D (bps)	1M (bps)	GBP	CHF
1M	1,9980	4	5	1M	4,9602	0	-35	3,7506	-0,0750
3M	2,1980	5	6	3M	4,8537	0	-42	3,8109	-0,0125
6M	2,4530	2	16	6M	4,6821	-1	-45	3,9379	0,0550
12M	2,7150	4	16	12M	6,0414	8	31	4,0933	0,2500

INTEREST RATE SWAPS						
EUR	LAST	1D (bps)	1M (bps)	1Y	3Y	5Y
1Y	2,6900	6	33	2,8795	2,9210	3,1380
2Y	2,7847	8	36	2,8599	2,9718	3,2014
3Y	2,8036	7	33	2,8830	3,0230	3,2590
4Y	2,8330	7	29	2,9140	3,0830	3,3100
5Y	2,8673	7	23	2,9564	3,1371	3,3531
7Y	2,9560	7	25	3,0530	3,2360	3,4350
10Y	3,0928	8	24	3,1860	3,3530	3,5016
15Y	3,2569	7	22	3,3217	3,4198	3,4889
20Y	3,2947	6	19	3,3319	3,3802	3,4067
30Y	3,2098	4	16	3,2250	3,2355	3,2290

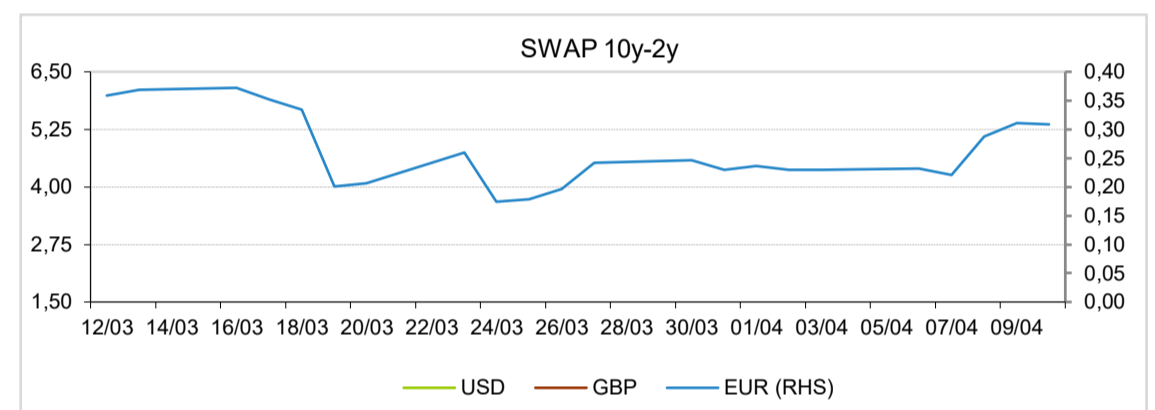
TAXA DE REFERÊNCIA BANCO CENTRAL	
Zona Euro	2,15
EUA	3,75
Reino Unido	3,75
Japão	0,75
Canadá	2,25
Suíça	-0,75
China	5,75
Brasil	14,75
Austrália	4,10
Índia	3,00



INTEREST RATE SWAPS				FORWARDS		
USD	LAST	1D (bps)	1M (bps)	1Y	3Y	5Y
1Y	3,7063	1	16	3,5290	3,6090	3,9380
2Y	3,6204	2	21	3,5120	3,6890	4,0050
3Y	3,5803	3	20	3,5430	3,7690	4,0640
4Y	3,5863	3	19	3,5970	3,8420	4,1190
5Y	3,6195	4	18	3,6600	3,9060	4,1730
7Y	3,7205	4	17	3,7820	4,0210	4,2690
10Y	3,8694	4	16	3,9410	4,1700	4,3800
15Y	4,0752	4	15	4,1330	4,2970	4,4430
20Y	4,1704	4	14	4,2060	4,3160	4,4100
30Y	4,1503	4	13	4,1620	4,2130	4,2480

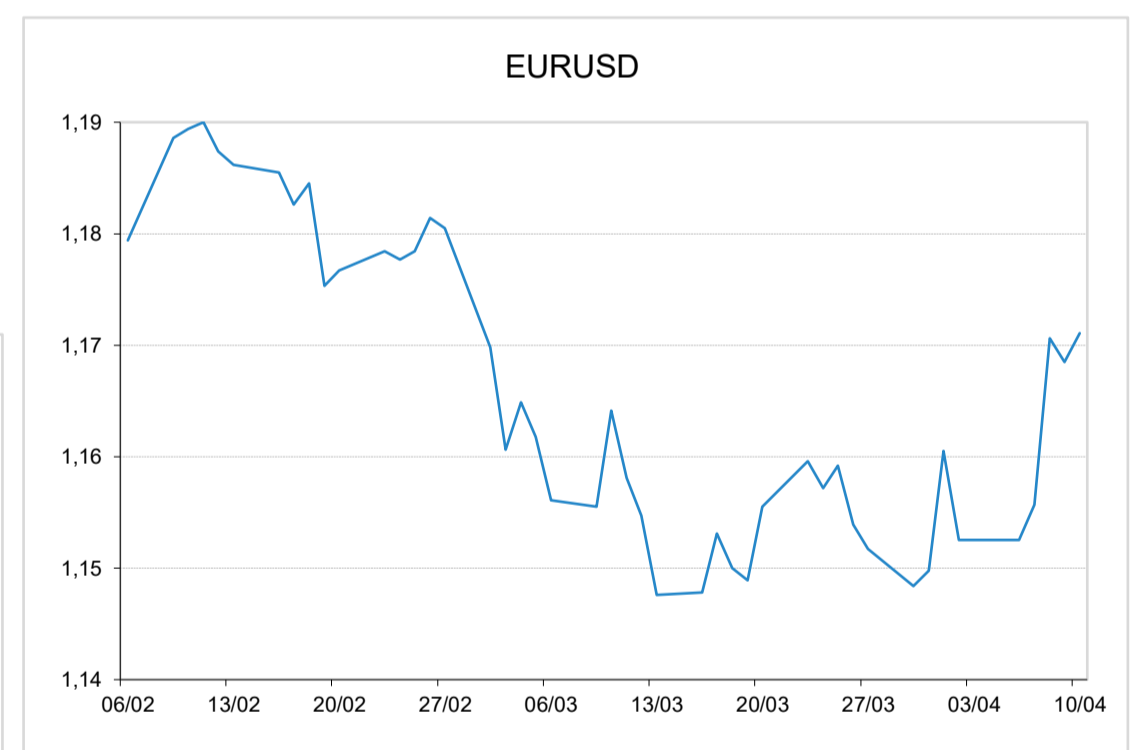
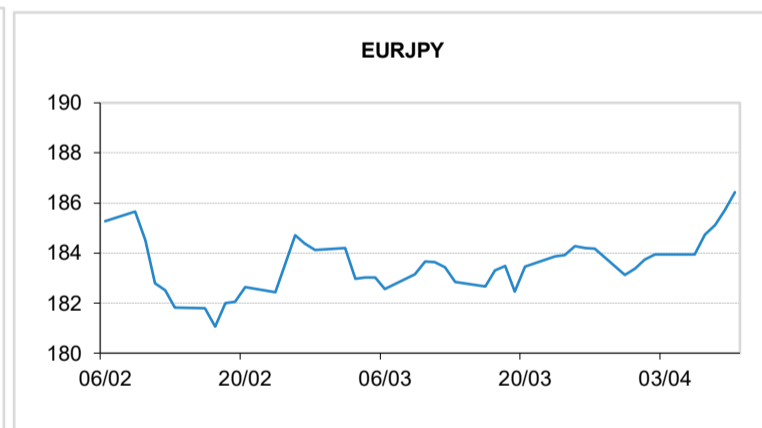
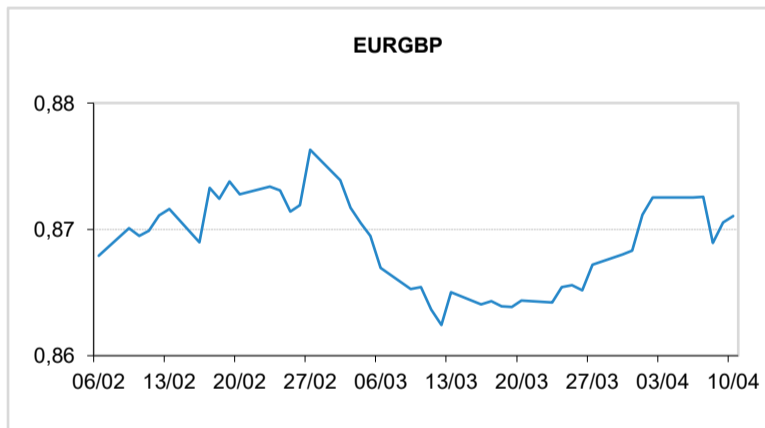


COMMODITIES	LAST	Var. 1D	Var. 1M	BONDS	YIELD	1D (bps)	1M (bps)
BRENT	97,07	1,15	11,80	OT 2Y	2,670	0,07	23,80
JETFUEL	1.574,75	106,75	91,50	OT 5Y	2,922	0,09	13,90
DIESEL	1.424,00	156,75	196,25	OT 10Y	3,461	0,08	11,60
COBRE	12.695,50	-27,50	-272,50	BUND 10Y	3,046	2,86	12,10
ZINCO	3.306,20	34,41	-12,98	SCHATZ 2Y	2,955	2,50	18,90
OURO	4.768,24	1,35	-423,74	T-NOTE 10Y	4,594	0,74	9,50
TRIGO	574,75	0,25	-16,25	T-NOTE 2Y	4,040	1,40	18,00
LICENÇA C02	72,64	-1,08	-0,27	GILT 10Y	5,509	4,51	16,90



CAMBIAL

CAMBIAL	FIXING	Var. 1D	Var. 1M	FW 3M	FW 6M	FW 12M
EUR/USD	1,1711	0,22%	0,60%	1,1759	1,1798	1,1863
EUR/GBP	0,87105	-0,06%	-0,64%	0,8748	0,8785	0,8856
EUR/JPY	186,43	-0,39%	-1,48%	186,42	186,42	186,40
EUR/CHF	0,9249	-0,02%	-2,27%	0,9196	0,9137	0,9020
EUR/BRL	5,8911	0,45%	1,64%	6,0404	6,1910	6,4697
EUR/PLN	4,2465	0,01%	0,48%	4,2648	4,2810	4,3132



FIXINGS CONTRA USD e EUR

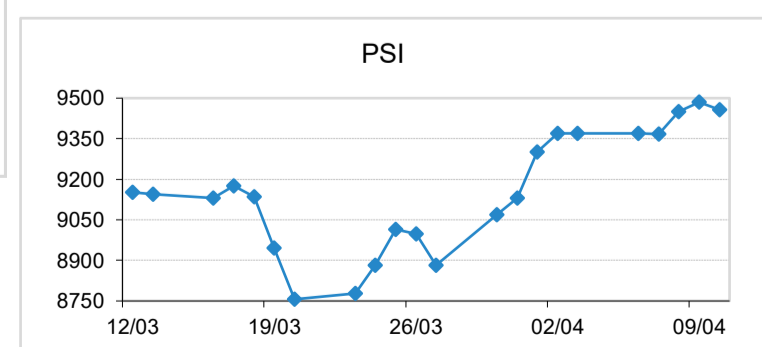
	EUR	USD	GBP	JPY	CHF	SEK	DKK	CAD	AUD	BRL	NOK
EUR	-	1,1711	0,8711	186,43	0,9249	10,8576	7,4722	1,6213	1,65655	5,8911	11,1420
USD	0,8528	-	0,7429	159,19	0,7894	9,2503	6,3722	1,3828	1,4118	5,0220	9,4975

ACCIONISTA

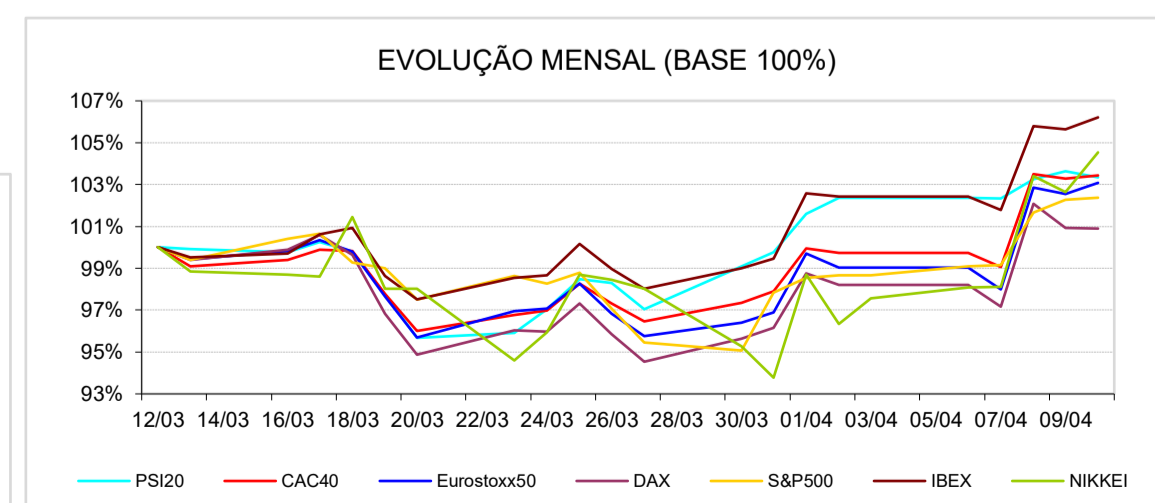
TITULO	COTAÇÃO	1D %	YTD %
ALTRI	4,900	-0,10	8,89
BCP	0,901	-0,99	0,54
CORT. AMORIM	6,710	0,90	1,51
CTT	6,755	-0,59	-9,08
EDP	4,735	-0,46	20,95
EDP R	14,460	1,69	20,10
GALP	19,320	-3,16	32,06
IBERSOL	11,340	0,89	14,55
J MARTINS	20,840	-0,10	2,86
MOTA ENGIL	4,954	-1,41	0,12
NAVIGATOR	3,398	-0,82	8,22
NOS	5,565	-0,63	38,61
REN	3,925	0,64	22,08
SEMAPA	22,700	0,22	8,61
SONAE SGPS	2,050	1,23	27,17
TEIX. DUARTE	0,450	-2,81	-29,25

MAIORES GANHOS/PERDAS

Título	Variação %
EDP R	1,69
SONAE SGPS	1,23
CORT. AMORII	0,90
IBERSOL	0,89
REN	0,64
NAVIGATOR	-0,82
BCP	-0,99
MOTA ENGIL	-1,41
TEIX. DUARTE	-2,81
GALP	-3,16



ÍNDICE	LAST	Var. 1D	YTD%	MAX Anual	MIN Anual
PSI	9.458,20	-0,28%	14,46%	9.516,43	6.404,79
CAC40	8.259,60	0,17%	1,35%	8.642,23	7.007,63
ESTX 50 PR	5.926,11	0,51%	2,33%	6.199,78	4.631,37
XTRA DAX	23.803,95	-0,01%	-2,80%	25.507,79	20.114,54
S&P 500	6.832,02	0,09%	-0,21%	7.002,28	5.101,63
IBEX 35	18.204,30	0,55%	5,18%	18.573,80	12.157,40
NIKKEI 225	56.924,11	1,84%	13,08%	59.332,43	32.626,58



A informação mencionada é meramente indicativa e reflete o mercado pelas 16h30. As opiniões emitidas não podem ser entendidas como conselho ou recomendação para a prática de qualquer acto. A informação foi recolhida de fontes consideradas fiáveis, não se responsabilizando, no entanto, o CaixaBI por quaisquer incorreções que as mesmas possam conter. Para mais informações, contactar a Sala de Mercados