

AGRE - ASSESSORIA E GESTÃO DE RISCO A EMPRESAS

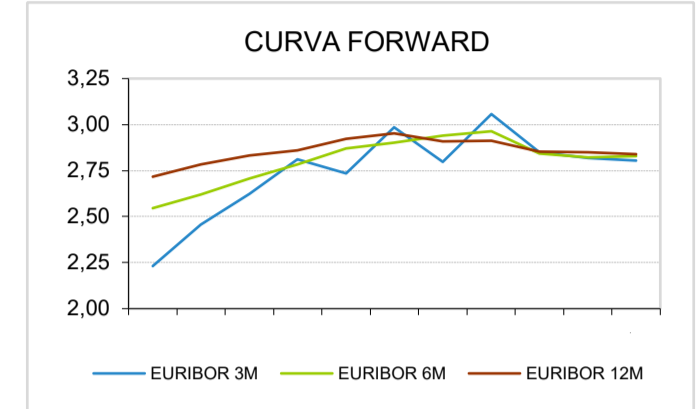
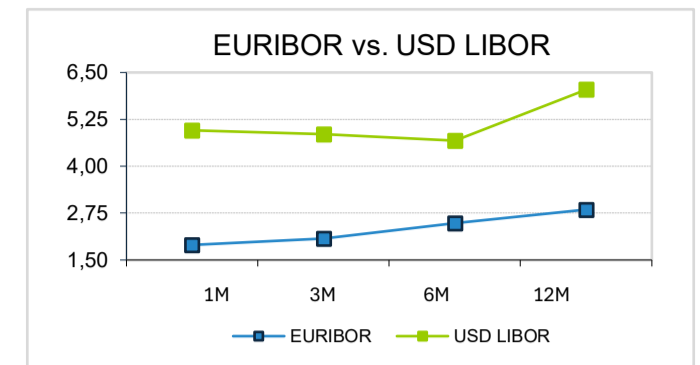
derivados.caixabi@caixabi.pt - 21 313 73 26

RENDA FIXA

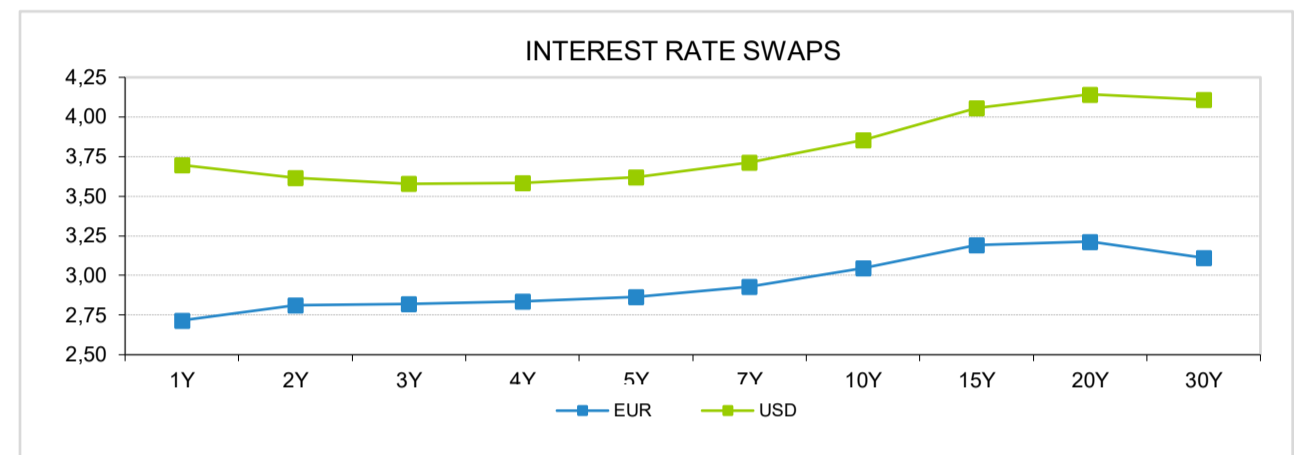
INTERBANK OFFERED RATES									
EURIBOR	FIXING	1D (bps)	1M (bps)	USD LIBOR	LAST PRICE	1D (bps)	1M (bps)	GBP	CHF
1M	1,9020	1	-4	1M	4,9602	0	-35	3,7375	-0,1000
3M	2,0750	0	6	3M	4,8537	0	-42	3,8458	-0,0006
6M	2,4880	1	36	6M	4,6821	-1	-45	4,0362	0,0300
12M	2,8450	-3	62	12M	6,0414	8	31	4,2652	0,2550

INTEREST RATE SWAPS						
EUR	LAST	1D (bps)	1M (bps)	1Y	3Y	5Y
1Y	2,7164	-2	53	2,9096	2,8893	3,0723
2Y	2,8119	-2	58	2,8753	2,9292	3,1210
3Y	2,8210	-2	52	2,8810	2,9780	3,1710
4Y	2,8380	-2	47	2,9010	3,0240	3,2140
5Y	2,8628	2	43	2,9338	3,0686	3,2560
7Y	2,9312	-2	37	3,0120	3,1560	3,3330
10Y	3,0451	-2	31	3,1250	3,2667	3,4000
15Y	3,1930	-2	26	3,2481	3,3224	3,3728
20Y	3,2140	-1	20	3,2417	3,2692	3,2809
30Y	3,1091	1	11	3,1130	3,1060	3,0890

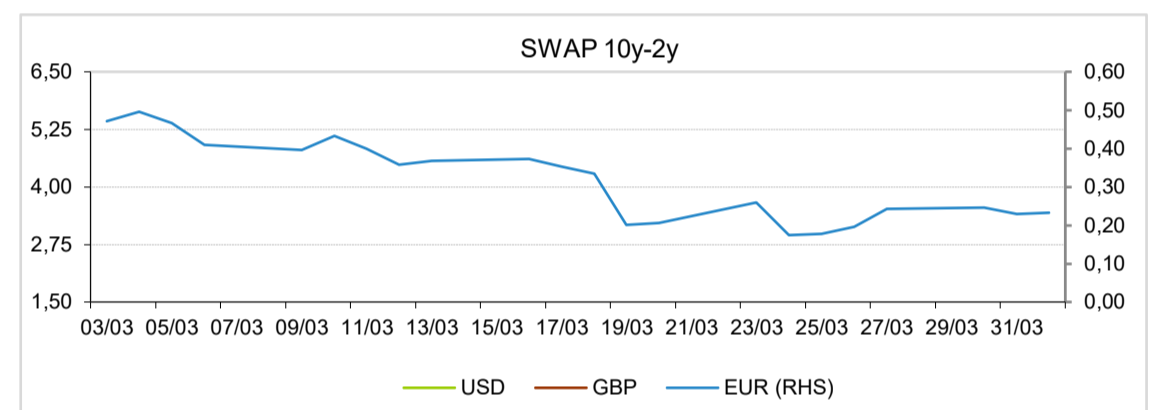
TAXA DE REFERÊNCIA BANCO CENTRAL	
Zona Euro	2,15
EUA	3,75
Reino Unido	3,75
Japão	0,75
Canadá	2,25
Suíça	-0,75
China	5,75
Brasil	14,75
Austrália	4,10
Índia	3,00



INTEREST RATE SWAPS				FORWARDS		
USD	LAST	1D (bps)	1M (bps)	1Y	3Y	5Y
1Y	3,6965	0	22	3,5330	3,6090	3,9290
2Y	3,6165	0	32	3,5160	3,6890	3,9880
3Y	3,5781	0	32	3,5460	3,7670	4,0370
4Y	3,5853	0	31	3,6000	3,8330	4,0840
5Y	3,6203	0	30	3,6610	3,8895	4,1380
7Y	3,7145	-1	28	3,7730	3,9970	4,2390
10Y	3,8534	-1	25	3,9260	4,1460	4,3510
15Y	4,0554	-2	23	4,1140	4,2660	4,4020
20Y	4,1430	-2	21	4,1770	4,2780	4,3620
30Y	4,1098	-2	17	4,1190	4,1630	4,1900

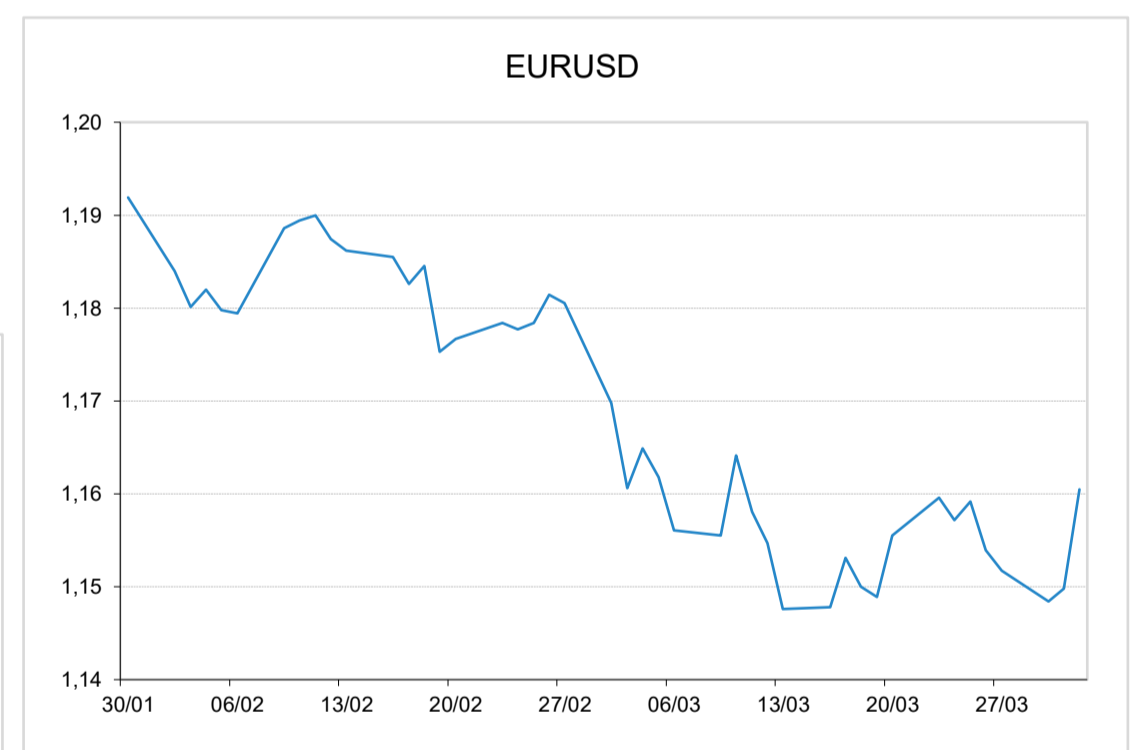
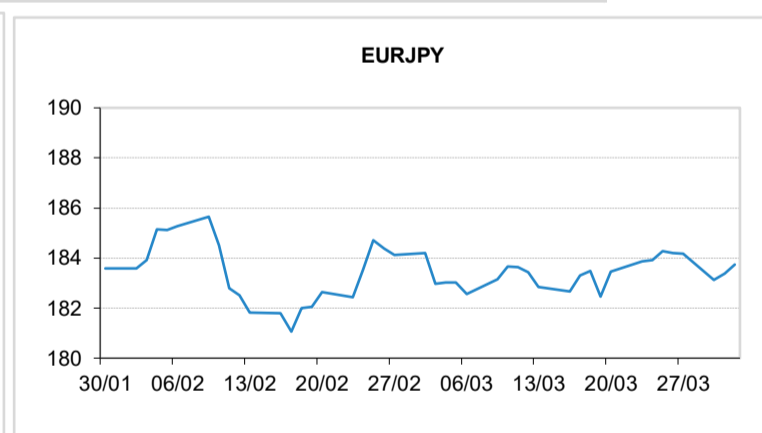
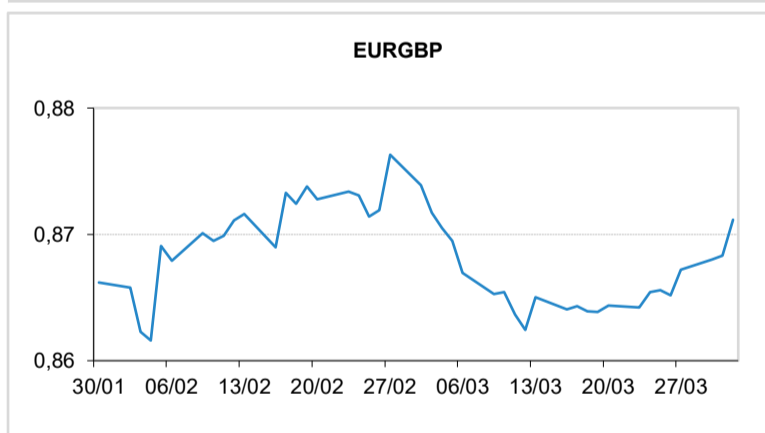


COMMODITIES	LAST	Var. 1D	Var. 1M	BONDS	YIELD	1D (bps)	1M (bps)
BRENT	101,77	-2,20	29,48	OT 2Y	2,657	-0,03	53,30
JETFUEL	1.723,50	97,75	892,50	OT 5Y	2,901	-0,03	39,70
DIESEL	1.423,00	-129,50	660,50	OT 10Y	3,415	-0,04	34,20
COBRE	12.382,50	112,00	-1.008,00	BUND 10Y	2,993	-2,75	29,50
ZINCO	3.228,15	39,83	-84,66	SCHATZ 2Y	2,970	-2,50	51,40
OURO	4.785,58	117,52	-536,54	T-NOTE 10Y	4,603	-0,55	23,10
TRIGO	596,00	-20,25	4,50	T-NOTE 2Y	4,032	-1,20	34,00
LICENÇA C02	74,65	2,14	4,36	GILT 10Y	5,483	-12,91	59,10



CAMBIAL

CAMBIAL	FIXING	Var. 1D	Var. 1M	FW 3M	FW 6M	FW 12M
EUR/USD	1,1605	0,93%	-0,80%	1,1652	1,1691	1,1755
EUR/GBP	0,87113	-0,32%	0,32%	0,8749	0,8787	0,8860
EUR/JPY	183,73	-0,19%	0,25%	183,72	183,72	183,70
EUR/CHF	0,9213	0,26%	-1,12%	0,9159	0,9100	0,8985
EUR/BRL	5,9847	0,00%	1,08%	6,1350	6,2900	6,5734
EUR/PLN	4,2808	0,18%	-0,98%	4,2998	4,3170	4,3543



FIXINGS CONTRA USD e EUR

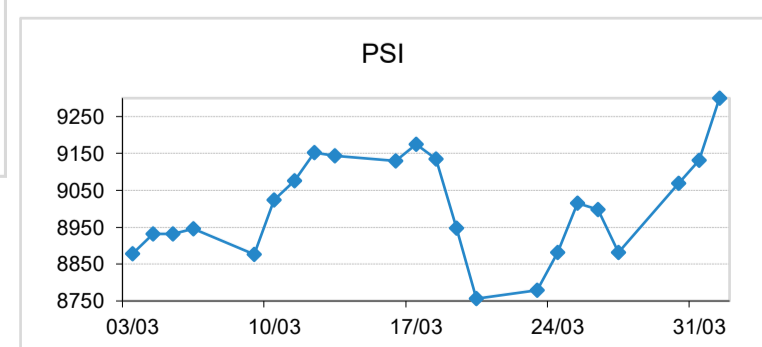
	EUR	USD	GBP	JPY	CHF	SEK	DKK	CAD	AUD	BRL	NOK
EUR	-	1,1605	0,8711	183,73	0,9213	10,8961	7,4725	1,6116	1,67246	5,9847	11,2742
USD	0,8603	-	0,75	158,495	0,7926	9,3698	6,4281	1,3889	1,4401	5,1541	9,6786

ACCIONISTA

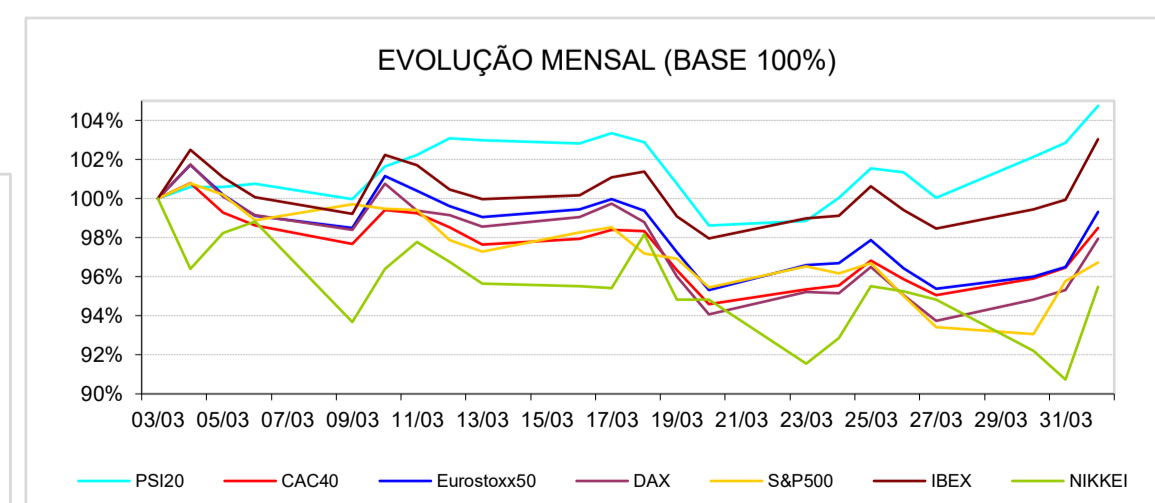
TITULO	COTAÇÃO	1D %	YTD %
ALTRI	4,990	1,94	10,89
BCP	0,873	4,90	-2,61
CORT. AMORIM	6,560	1,08	-0,76
CTT	6,380	5,80	-14,13
EDP	4,650	2,76	18,77
EDP R	13,950	1,90	15,86
GALP	20,350	-3,14	39,10
IBERSOL	10,750	-0,46	8,59
J MARTINS	20,960	1,95	3,46
MOTA ENGIL	4,722	6,64	-4,57
NAVIGATOR	3,408	1,31	8,54
NOS	5,500	1,10	36,99
REN	3,760	0,67	16,95
SEMAPA	22,350	0,68	6,94
SONAE SGPS	1,954	2,09	21,22
TEIX. DUARTE	0,449	9,25	-29,40

MAIORES GANHOS/PERDAS

Título	Variação %
TEIX. DUARTE	9,25
MOTA ENGIL	6,64
CTT	5,80
BCP	4,90
EDP	2,76
IBERSOL	-0,46
GALP	-3,14



ÍNDICE	LAST	Var. 1D	YTD%	MAX Anual	MIN Anual
PSI	9.299,86	1,84%	12,54%	9.329,12	6.194,45
CAC40	7.981,27	2,10%	-2,06%	8.642,23	6.763,76
ESTX 50 PR	5.732,71	2,93%	-1,01%	6.199,78	4.540,22
XTRA DAX	23.298,89	2,73%	-4,87%	25.507,79	18.489,91
S&P 500	6.594,49	1,00%	-3,67%	7.002,28	4.835,04
IBEX 35	17.580,40	3,11%	1,58%	18.573,80	11.583,00
NIKKEI 225	53.739,68	5,24%	6,75%	59.332,43	30.792,74



A informação mencionada é meramente indicativa e reflete o mercado pelas 16h30. As opiniões emitidas não podem ser entendidas como conselho ou recomendação para a prática de qualquer acto. A informação foi recolhida de fontes consideradas fiáveis, não se responsabilizando, no entanto, o CaixaBI por quaisquer incorreções que as mesmas possam conter. Para mais informações, contactar a Sala de Mercados