

AGRE - ASSESSORIA E GESTÃO DE RISCO A EMPRESAS

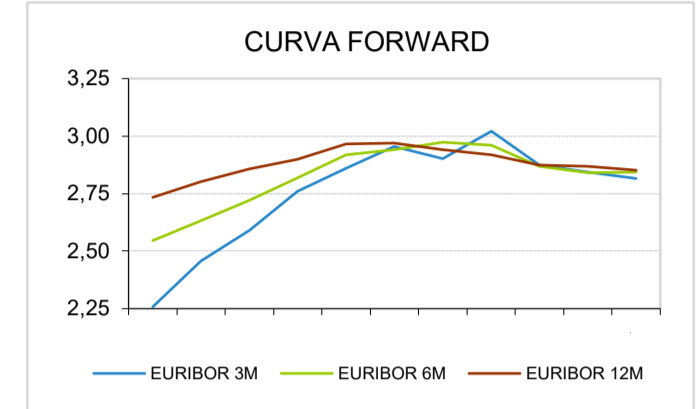
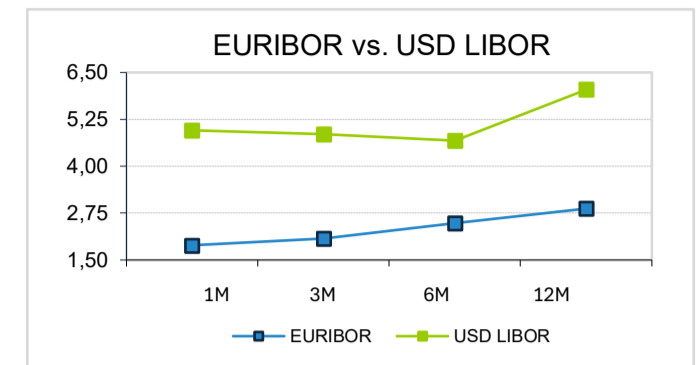
derivados.caixabi@caixabi.pt - 21 313 73 26

RENDA FIXA

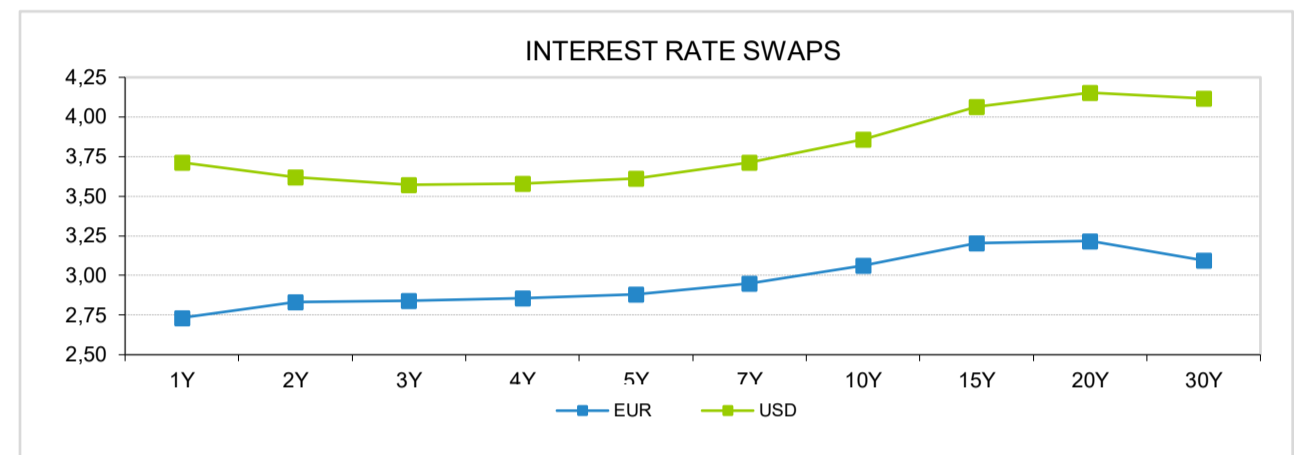
INTERBANK OFFERED RATES									
EURIBOR	FIXING	1D (bps)	1M (bps)	USD LIBOR	LAST PRICE	1D (bps)	1M (bps)	GBP	CHF
1M	1,8930	2	-5	1M	4,9602	0	-35	3,7370	-0,1800
3M	2,0790	-4	7	3M	4,8537	0	-42	3,8584	-0,0392
6M	2,4750	-5	35	6M	4,6821	-1	-45	4,0572	0,0400
12M	2,8700	-6	65	12M	6,0414	8	31	4,2948	0,2450

INTEREST RATE SWAPS						
EUR	LAST	1D (bps)	1M (bps)	1Y	3Y	5Y
1Y	2,7330	-3	55	2,9375	2,9097	3,0919
2Y	2,8336	-2	60	2,8955	2,9479	3,1360
3Y	2,8394	-3	54	2,8990	2,9920	3,1850
4Y	2,8563	-3	49	2,9220	3,0405	3,2290
5Y	2,8818	-4	45	2,9537	3,0865	3,2699
7Y	2,9495	-4	39	3,0260	3,1720	3,3450
10Y	3,0620	-4	33	3,1404	3,2780	3,4057
15Y	3,2039	-4	27	3,2562	3,3250	3,3695
20Y	3,2179	-4	20	3,2420	3,2610	3,2650
30Y	3,0959	-4	9	3,1003	3,0880	3,0630

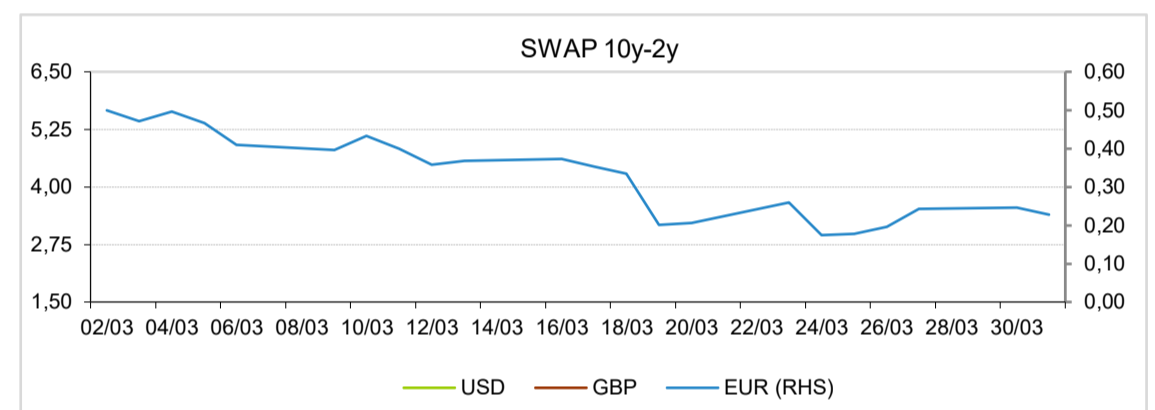
TAXA DE REFERÊNCIA BANCO CENTRAL	
Zona Euro	2,15
EUA	3,75
Reino Unido	3,75
Japão	0,75
Canadá	2,25
Suíça	-0,75
China	5,75
Brasil	14,75
Austrália	4,10
Índia	3,00



INTEREST RATE SWAPS				FORWARDS		
USD	LAST	1D (bps)	1M (bps)	1Y	3Y	5Y
1Y	3,7109	-2	23	3,5250	3,6030	3,9320
2Y	3,6195	-3	32	3,4970	3,6840	3,9950
3Y	3,5723	-4	31	3,5310	3,7640	4,0490
4Y	3,5778	-4	30	3,5870	3,8340	4,1000
5Y	3,6133	-4	29	3,6510	3,8940	4,1520
7Y	3,7145	-3	28	3,7700	4,0040	4,2550
10Y	3,8592	-2	26	3,9270	4,1580	4,3680
15Y	4,0650	-1	24	4,1200	4,2790	4,4180
20Y	4,1533	-1	22	4,1840	4,2900	4,3760
30Y	4,1180	0	18	4,1250	4,1720	4,2010

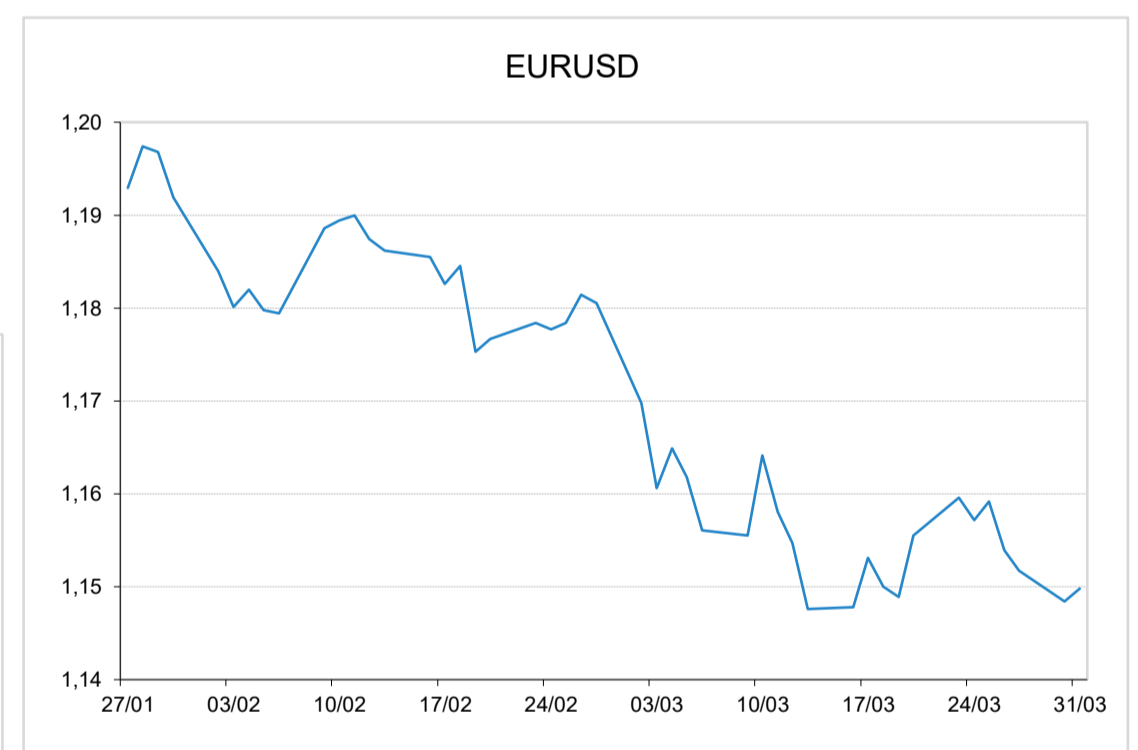
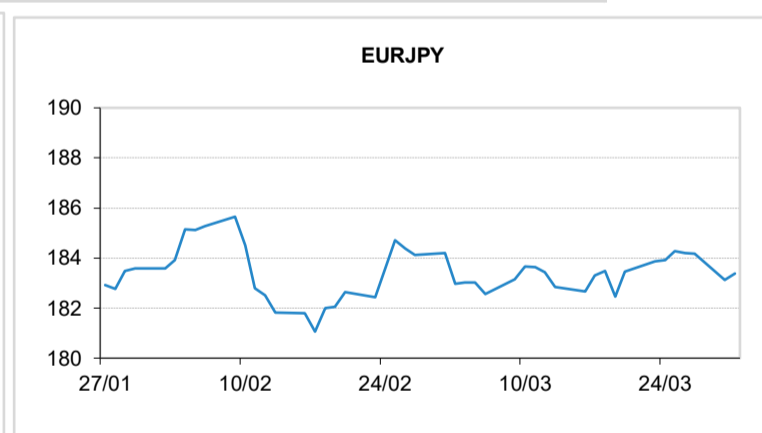
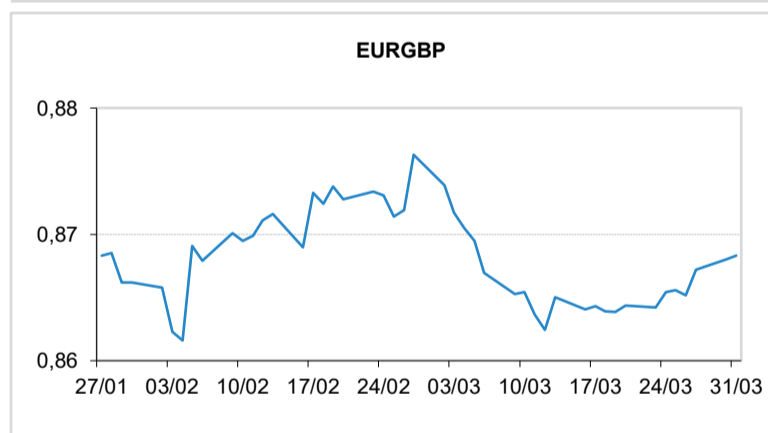


COMMODITIES	LAST	Var. 1D	Var. 1M	BONDS	YIELD	1D (bps)	1M (bps)
BRENT	107,11	-0,28	34,82	OT 2Y	2,682	-0,03	64,60
JETFUEL	1.625,75	-87,75	794,75	OT 5Y	2,931	-0,05	50,60
DIESEL	1.552,50	67,75	790,00	OT 10Y	3,449	-0,06	44,80
COBRE	12.195,00	28,50	-1.120,00	BUND 10Y	3,011	-3,06	37,10
ZINCO	3.188,32	68,69	-124,49	SCHATZ 2Y	2,993	0,00	61,30
OURO	4.619,60	108,68	-702,52	T-NOTE 10Y	4,620	-1,66	33,30
TRIGO	620,50	13,50	29,00	T-NOTE 2Y	4,046	-1,81	46,90
LICENÇA C02	72,35	0,17	2,06	GILT 10Y	5,592	-3,71	78,90



CAMBIAL

CAMBIAL	FIXING	Var. 1D	Var. 1M	FW 3M	FW 6M	FW 12M
EUR/USD	1,1498	0,12%	-1,71%	1,1545	1,1583	1,1646
EUR/GBP	0,86833	-0,03%	0,64%	0,8722	0,8761	0,8838
EUR/JPY	183,39	-0,15%	0,44%	183,38	183,38	183,36
EUR/CHF	0,9243	-0,84%	-1,43%	0,9189	0,9129	0,9010
EUR/BRL	6,007	0,24%	0,72%	6,1553	6,3117	6,5994
EUR/PLN	4,2947	-0,07%	-1,31%	4,3138	4,3314	4,3701



FIXINGS CONTRA USD e EUR

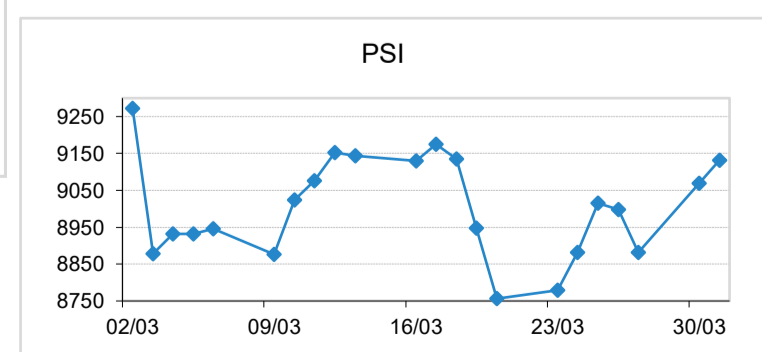
	EUR	USD	GBP	JPY	CHF	SEK	DKK	CAD	AUD	BRL	NOK
EUR	-	1,1498	0,8683	183,39	0,9243	10,9713	7,4726	1,6076	1,67927	6,0070	11,2156
USD	0,8683	-	0,758	159,19	0,8029	9,5229	6,4869	1,3959	1,4605	5,2239	9,7440

ACCIONISTA

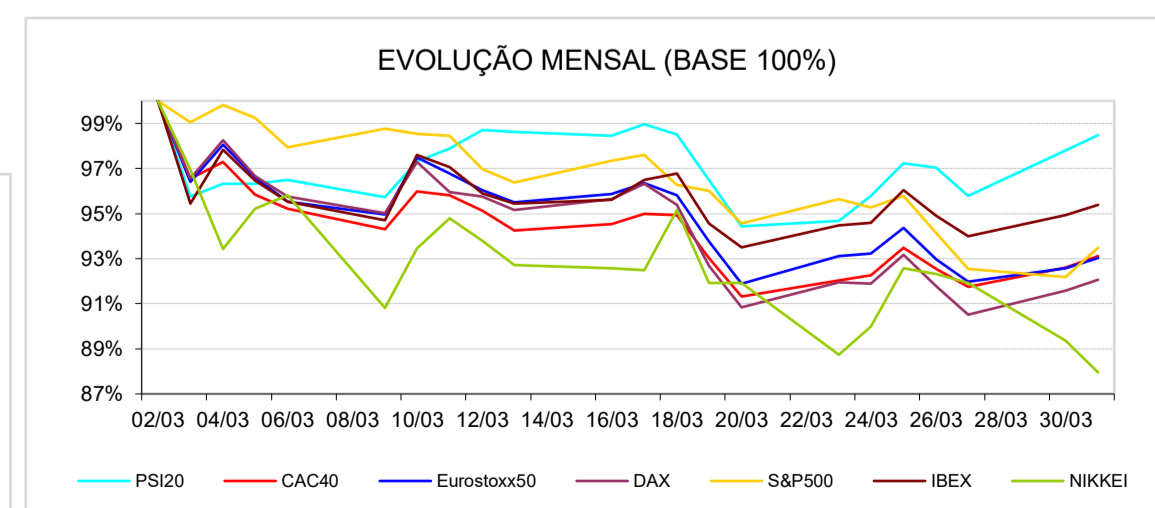
TITULO	COTAÇÃO	1D %	YTD %
ALTRI	4,895	0,93	8,78
BCP	0,832	2,49	-7,16
CORT. AMORIM	6,490	0,93	-1,82
CTT	6,030	1,86	-18,84
EDP	4,525	0,56	15,58
EDP R	13,690	0,66	13,70
GALP	21,010	-0,28	43,61
IBERSOL	10,800	0,00	9,09
J MARTINS	20,560	1,18	1,48
MOTA ENGIL	4,428	2,03	-10,51
NAVIGATOR	3,364	0,42	7,13
NOS	5,440	-0,18	35,49
REN	3,735	-0,40	16,17
SEMAPA	22,200	1,37	6,22
SONAE SGPS	1,914	-0,10	18,73
TEIX. DUARTE	0,411	0,98	-35,38

MAIORES GANHOS/PERDAS

Título	Variação %
BCP	2,49
MOTA ENGIL	2,03
CTT	1,86
SEMAPA	1,37
J MARTINS	1,18
SONAE SGPS	-0,10
NOS	-0,18
GALP	-0,28
REN	-0,40



ÍNDICE	LAST	Var. 1D	YTD%	MAX Anual	MIN Anual
PSI	9.131,56	0,68%	10,50%	9.329,12	6.194,45
CAC40	7.816,94	0,57%	-4,08%	8.642,23	6.763,76
ESTX 50 PR	5.569,73	0,50%	-3,83%	6.199,78	4.540,22
XTRA DAX	22.680,04	0,52%	-7,39%	25.507,79	18.489,91
S&P 500	6.433,70	1,42%	-6,02%	7.002,28	4.835,04
IBEX 35	17.049,60	0,47%	-1,49%	18.573,80	11.583,00
NIKKEI 225	51.063,72	-1,58%	1,44%	59.332,43	30.792,74



A informação mencionada é meramente indicativa e reflete o mercado pelas 16h30. As opiniões emitidas não podem ser entendidas como conselho ou recomendação para a prática de qualquer acto. A informação foi recolhida de fontes consideradas fiáveis, não se responsabilizando, no entanto, o CaixaBI por quaisquer incorreções que as mesmas possam conter. Para mais informações, contactar a Sala de Mercados