

**AGRE - ASSESSORIA E GESTÃO DE RISCO A EMPRESAS**

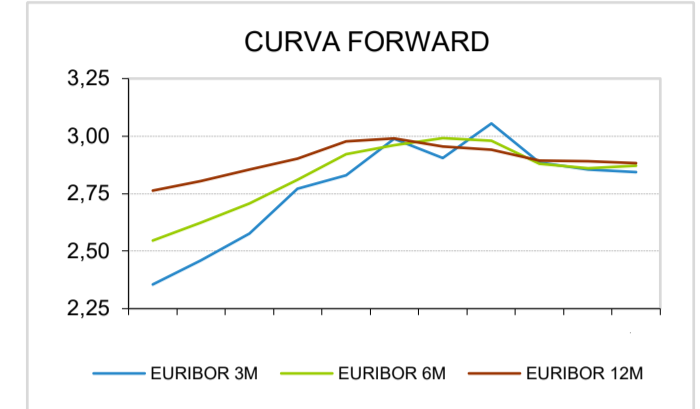
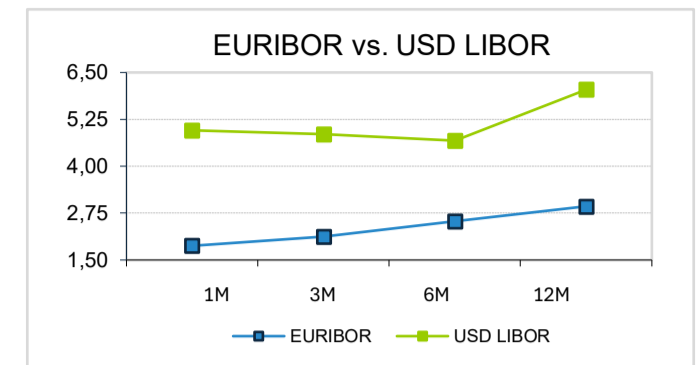
derivados.caixabi@caixabi.pt - 21 313 73 26

**RENDA FIXA**

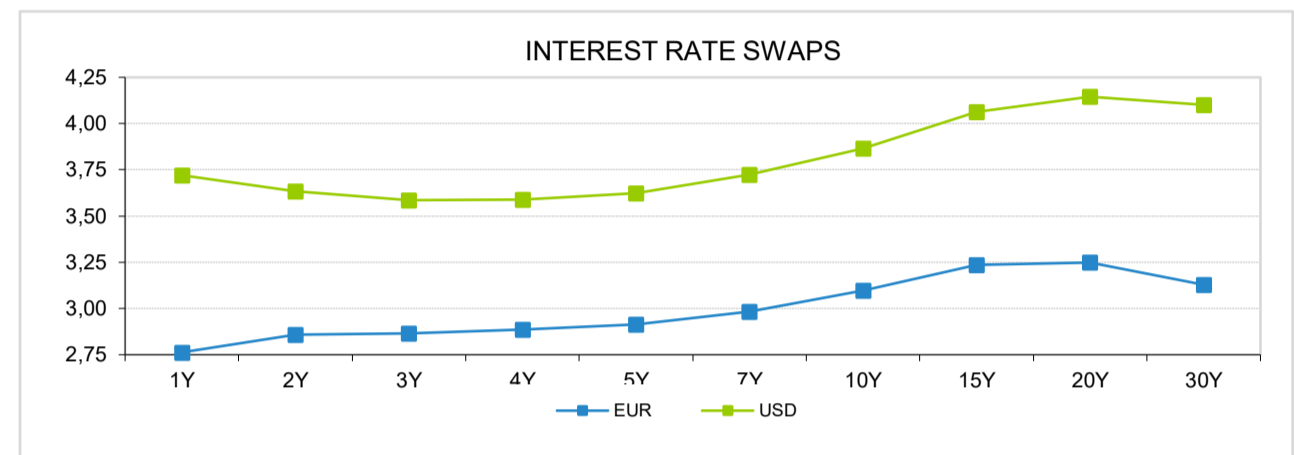
INTERBANK OFFERED RATES									
EURIBOR	FIXING	1D (bps)	1M (bps)	USD LIBOR	LAST PRICE	1D (bps)	1M (bps)	GBP	CHF
1M	1,8780	-1	-7	1M	4,9602	0	-35	3,7387	-0,1700
3M	2,1220	-1	11	3M	4,8537	0	-42	3,8738	-0,0450
6M	2,5290	3	40	6M	4,6821	-1	-45	4,0901	0,0450
12M	2,9320	7	71	12M	6,0414	8	31	4,3653	0,2950

INTEREST RATE SWAPS						
EUR	LAST	1D (bps)	1M (bps)	1Y	3Y	5Y
1Y	2,7628	-2	58	2,9550	2,9480	3,1267
2Y	2,8572	-6	62	2,9176	2,9870	3,1730
3Y	2,8647	-7	56	2,9270	3,0340	3,2220
4Y	2,8844	-7	52	2,9520	3,0791	3,2680
5Y	2,9120	-8	48	2,9855	3,1250	3,3101
7Y	2,9820	-7	42	3,0610	3,2110	3,3830
10Y	3,0963	-7	36	3,1750	3,3160	3,4418
15Y	3,2373	-5	30	3,2891	3,3590	3,4009
20Y	3,2483	-5	23	3,2720	3,2940	3,2963
30Y	3,1283	-3	13	3,1320	3,1210	3,0950

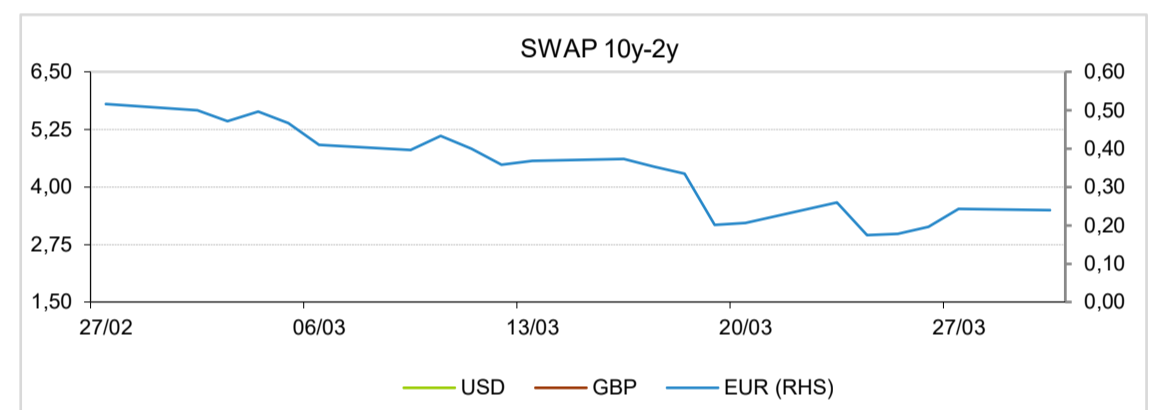
TAXA DE REFERÊNCIA BANCO CENTRAL	
Zona Euro	2,15
EUA	3,75
Reino Unido	3,75
Japão	0,75
Canadá	2,25
Suíça	-0,75
China	5,75
Brasil	14,75
Austrália	4,10
Índia	3,00



INTEREST RATE SWAPS				FORWARDS		
USD	LAST	1D (bps)	1M (bps)	1Y	3Y	5Y
1Y	3,7214	-7	24	3,5420	3,6040	3,9510
2Y	3,6342	-9	34	3,5130	3,6880	4,0110
3Y	3,5857	-10	33	3,5420	3,7730	4,0580
4Y	3,5900	-10	31	3,5970	3,8440	4,1025
5Y	3,6248	-10	30	3,6630	3,9015	4,1520
7Y	3,7243	-9	29	3,7800	4,0060	4,2470
10Y	3,8644	-8	26	3,9295	4,1520	4,3560
15Y	4,0625	-7	24	4,1140	4,2660	4,4000
20Y	4,1452	-6	21	4,1730	4,2710	4,3520
30Y	4,1013	-5	16	4,1060	4,1500	4,1750

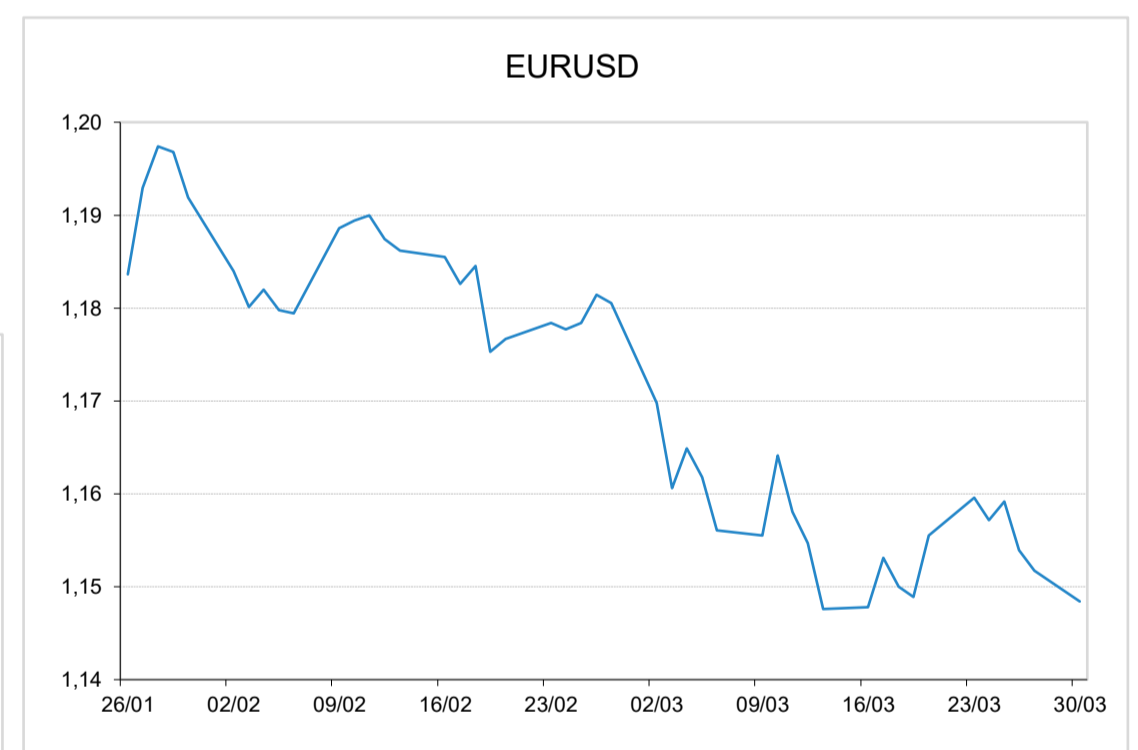
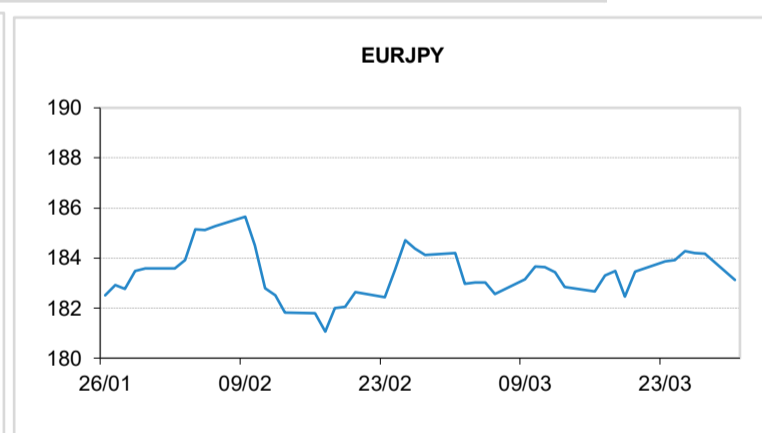
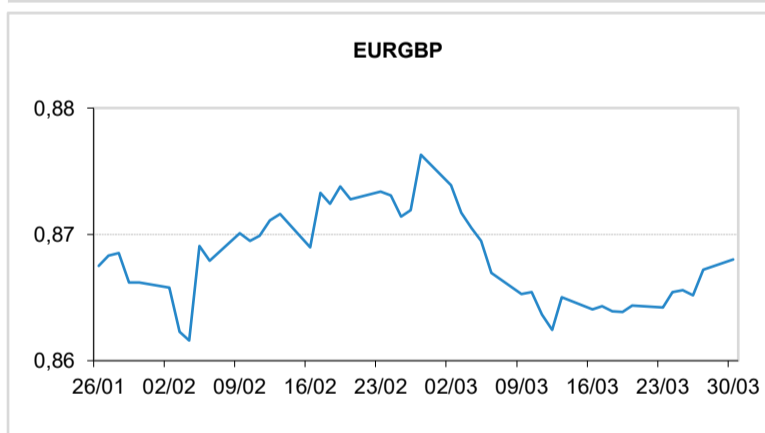


COMMODITIES	LAST	Var. 1D	Var. 1M	BONDS	YIELD	1D (bps)	1M (bps)
BRENT	112,22	-0,35	39,35	OT 2Y	2,703	-0,07	64,10
JETFUEL	1.713,50	59,25	882,50	OT 5Y	2,972	-0,07	51,20
DIESEL	1.484,75	34,25	722,25	OT 10Y	3,501	-0,08	46,40
COBRE	12.141,00	48,00	-1.148,50	BUND 10Y	3,038	-7,58	35,40
ZINCO	3.119,63	43,77	-193,18	SCHATZ 2Y	2,990	-7,27	57,30
OURO	4.548,77	54,68	-773,35	T-NOTE 10Y	4,622	-9,28	28,30
TRIGO	607,25	2,25	15,75	T-NOTE 2Y	4,048	-10,04	40,00
LICENÇA C02	72,41	0,74	2,12	GILT 10Y	5,622	-8,46	75,00



**CAMBIAL**

CAMBIAL	FIXING	Var. 1D	Var. 1M	FW 3M	FW 6M	FW 12M
EUR/USD	1,1484	-0,29%	-1,83%	1,1532	1,1570	1,1635
EUR/GBP	0,86803	-0,10%	0,68%	0,8719	0,8760	0,8839
EUR/JPY	183,12	0,57%	0,58%	183,11	183,11	183,09
EUR/CHF	0,9163	0,35%	-0,59%	0,9110	0,9052	0,8938
EUR/BRL	5,9982	0,57%	0,86%	6,1475	6,3055	6,5965
EUR/PLN	4,2894	-0,11%	-1,18%	4,3090	4,3275	4,3679



**FIXINGS CONTRA USD e EUR**

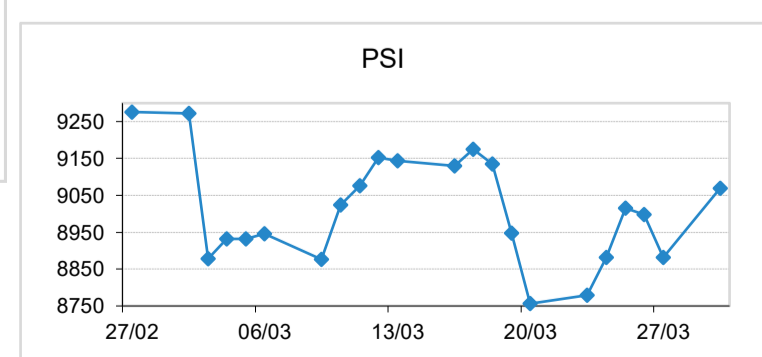
	EUR	USD	GBP	JPY	CHF	SEK	DKK	CAD	AUD	BRL	NOK
EUR	-	1,1484	0,8680	183,12	0,9163	10,9350	7,4722	1,5954	1,67049	5,9982	11,1879
USD	0,8721	-	0,7576	159,525	0,7999	9,5468	6,5164	1,3923	1,4596	5,2360	9,7726

**ACCIONISTA**

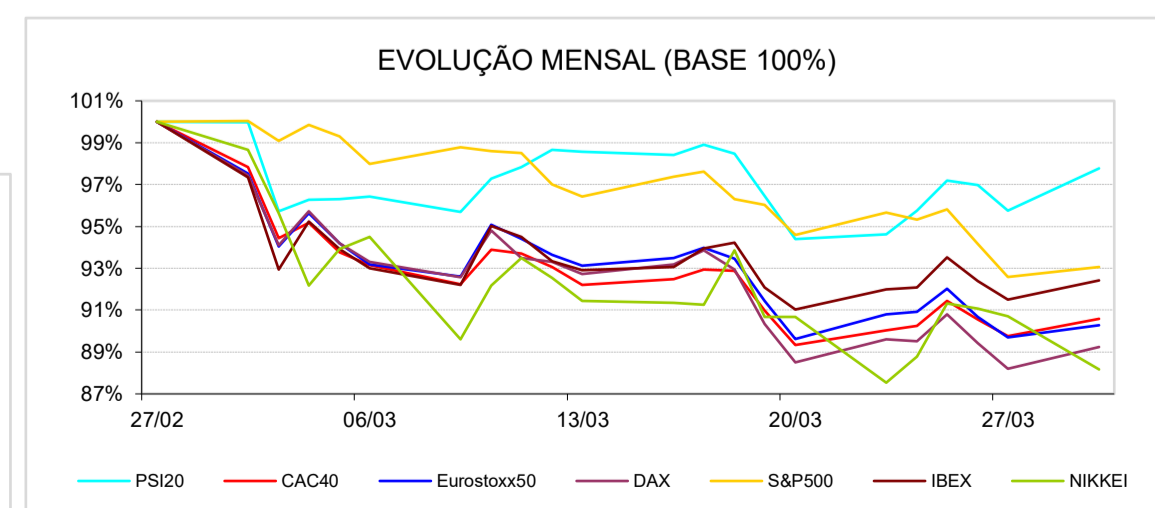
TITULO	COTAÇÃO	1D %	YTD %
ALTRI	4,850	2,32	7,78
BCP	0,812	0,47	-9,42
CORT. AMORIM	6,430	0,00	-2,72
CTT	5,920	1,54	-20,32
EDP	4,500	3,45	14,94
EDP R	13,600	3,90	12,96
GALP	21,070	2,93	44,02
IBERSOL	10,800	0,00	9,09
J MARTINS	20,320	0,59	0,30
MOTA ENGIL	4,340	0,65	-12,29
NAVIGATOR	3,350	1,64	6,69
NOS	5,450	1,68	35,74
REN	3,750	1,76	16,64
SEMAPA	21,900	1,62	4,78
SONAE SGPS	1,916	3,12	18,86
TEIX. DUARTE	0,407	0,25	-36,01

**MAIORES GANHOS/PERDAS**

Título	Variação %
EDP R	3,90
EDP	3,45
SONAE SGPS	3,12
GALP	2,93
ALTRI	2,32



ÍNDICE	LAST	Var. 1D	YTD%	MAX Anual	MIN Anual
PSI	9.069,55	2,11%	9,75%	9.329,12	6.194,45
CAC40	7.772,45	0,92%	-4,63%	8.642,23	6.763,76
ESTX 50 PR	5.541,79	0,65%	-4,31%	6.199,78	4.540,22
XTRA DAX	22.562,56	1,17%	-7,87%	25.507,79	18.489,91
S&P 500	6.402,07	0,52%	-6,48%	7.002,28	4.835,04
IBEX 35	16.969,20	0,99%	-1,96%	18.573,80	11.583,00
NIKKEI 225	51.885,85	-2,79%	3,07%	59.332,43	30.792,74



A informação mencionada é meramente indicativa e reflete o mercado pelas 16h30. As opiniões emitidas não podem ser entendidas como conselho ou recomendação para a prática de qualquer acto. A informação foi recolhida de fontes consideradas fiáveis, não se responsabilizando, no entanto, o CaixaBI por quaisquer incorreções que as mesmas possam conter. Para mais informações, contactar a Sala de Mercados