

AGRE - ASSESSORIA E GESTÃO DE RISCO A EMPRESAS

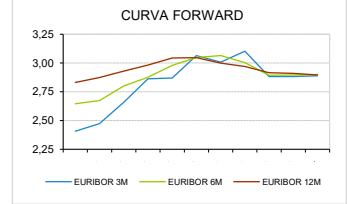
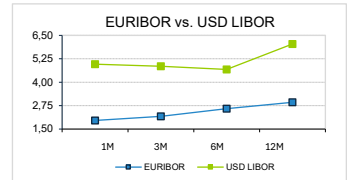
derivados.caixabi@caixabi.pt - 21 313 73 26

RENDA FIXA

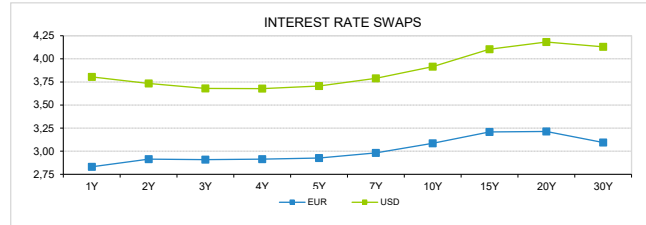
INTERBANK OFFERED RATES									
EURIBOR	FIXING	1D (bps)	1M (bps)	USD LIBOR	LAST PRICE	1D (bps)	1M (bps)	GBP	CHF
1M	1,9600	2	2	1M	4,9602	0	-35	3,7409	-0,1500
3M	2,1780	5	14	3M	4,8537	0	-42	3,9020	-0,0551
6M	2,5890	12	44	6M	4,6821	-1	-45	4,1570	0,0550
12M	2,9290	19	72	12M	6,0414	8	31	4,4748	0,3300

INTEREST RATE SWAPS						
EUR	LAST	1D (bps)	1M (bps)	1Y	3Y	5Y
1Y	2,8313	14	66	3,0014	2,9290	3,0910
2Y	2,9145	14	72	2,9490	2,9540	3,1320
3Y	2,9083	11	65	2,9440	2,9970	3,1870
4Y	2,9136	10	58	2,9510	3,0410	3,2310
5Y	2,9262	8	52	2,9770	3,0889	3,2705
7Y	2,9812	7	44	3,0460	3,1730	3,3350
10Y	3,0860	5	36	3,1518	3,2682	3,3855
15Y	3,2090	4	26	3,2510	3,3059	3,3435
20Y	3,2140	3	18	3,2317	3,2440	3,2461
30Y	3,0952	2	6	3,0960	3,0780	3,0539

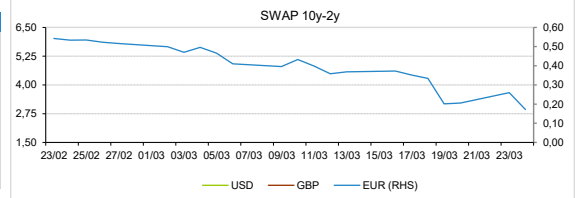
TAXA DE REFERENCIA BANCO CENTRAL	
Zona Euro	2,15
EUA	3,75
Reino Unido	3,75
Japão	0,75
Canadá	2,25
Suíça	-0,75
China	5,75
Brasil	14,75
Austrália	4,10
Índia	3,00



INTEREST RATE SWAPS				FORWARDS		
USD	LAST	1D (bps)	1M (bps)	1Y	3Y	5Y
1Y	3,8050	3	33	3,6600	3,6710	3,9730
2Y	3,7335	5	45	3,6170	3,7470	4,0260
3Y	3,6803	5	44	3,6340	3,8200	4,0740
4Y	3,6777	5	42	3,6800	3,8810	4,1220
5Y	3,7058	4	40	3,7340	3,9350	4,1700
7Y	3,7888	4	37	3,8360	4,0370	4,2690
10Y	3,9157	3	32	3,9780	4,1810	4,3760
15Y	4,1044	3	27	4,1540	4,2920	4,4190
20Y	4,1824	3	24	4,2080	4,2930	4,3660
30Y	4,1301	2	18	4,1330	4,1680	4,1890

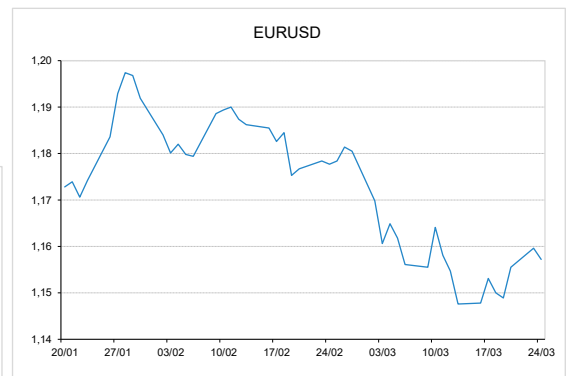
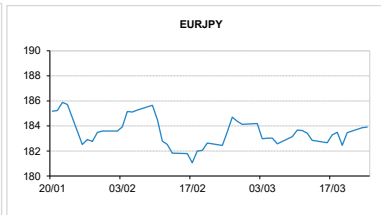
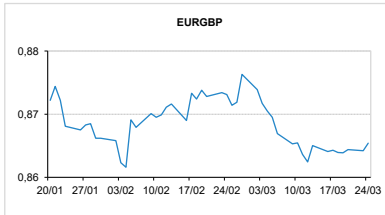


COMMODITIES	LAST	Var. 1D	Var. 1M	BONDS	YIELD	1D (bps)	1M (bps)
BRENT	104,21	4,27	33,63	OT 2Y	2,729	0,08	64,00
JETFUEL	1,592,25	-143,00	775,75	OT 5Y	2,987	0,06	48,20
DIESEL	1,405,75	-101,00	647,25	OT 10Y	3,509	0,05	42,80
COBRE	12,221,00	237,50	-701,50	BUND 10Y	3,018	0,41	29,10
ZINCO	3,072,96	13,52	-276,50	SCHATZ 2Y	3,020	5,01	58,40
OURO	4,422,41	15,23	-721,44	T-NOTE 10Y	4,666	4,26	27,10
TRIGO	589,50	1,75	16,25	T-NOTE 2Y	4,136	7,03	46,20
LICENÇA C02	71,40	2,14	0,73	GILT 10Y	5,647	1,72	67,00



CAMBIAL

CAMBIAL	FIXING	Var. 1D	Var. 1M	FW 3M	FW 6M	FW 12M
EUR/USD	1,1572	-0,21%	-1,74%	1,1621	1,1661	1,1727
EUR/GBP	0,86541	-0,14%	0,89%	0,8694	0,8734	0,8813
EUR/JPY	183,91	-0,03%	-0,21%	183,90	183,90	183,88
EUR/CHF	0,9164	-0,35%	-0,56%	0,9111	0,9050	0,8934
EUR/BRL	6,0927	-0,25%	-0,40%	6,2460	6,4050	6,7012
EUR/PLN	4,2799	-0,50%	-1,49%	4,2998	4,3188	4,3605



FIXINGS CONTRA USD e EUR

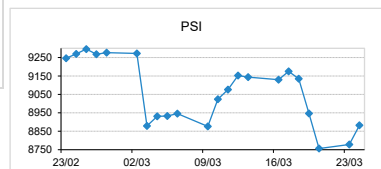
	EUR	USD	GBP	JPY	CHF	SEK	DKK	CAD	AUD	BRL	NOK
EUR	-	1,1572	0,8654	183,91	0,9164	10,8179	7,4719	1,5952	1,66282	6,0927	11,2410
USD	0,8624	-	0,746	158,655	0,7903	9,3001	6,4432	1,3747	1,4341	5,2627	9,6617

ACCIONISTA

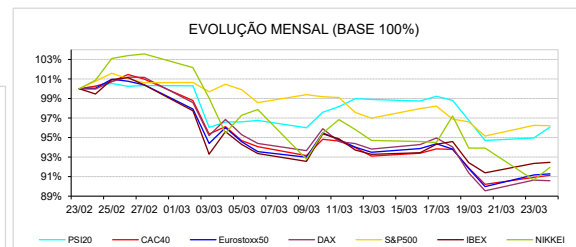
TÍTULO	COTAÇÃO	1D %	YTD %
ALTRI	4,675	0,11	3,89
BCP	0,806	0,45	-10,11
CORT. AMORIM	6,350	1,60	-3,93
CTT	5,950	-0,67	-19,92
EDP	4,326	0,67	10,50
EDP R	12,960	1,65	7,64
GALP	20,920	3,00	42,99
IBERSOL	10,800	0,00	9,09
J MARTINS	20,160	1,00	-0,49
MOTA ENGL	4,276	-0,28	-13,58
NAVIGATOR	3,180	0,38	1,27
NOS	5,320	1,33	32,50
REN	3,755	1,49	16,80
SEMAGA	21,350	1,67	2,15
SONAE SGPS	1,866	1,41	15,76
TEIX. DUARTE	0,414	-1,66	-34,91

MAIORES GANHOS/PERDAS

Título	Variação %
GALP	3,00
SEMAPA	1,67
EDP R	1,65
CORT. AMORI	1,60
REN	1,49
MOTA ENGL	-0,28
CTT	-0,67
TEIX. DUARTE	-1,66



ÍNDICE	LAST	Var. 1D	YTD%	MAX Anual	MIN Anual
PSI	8.881,98	1,18%	7,48%	9.329,12	6.194,45
CAC40	7.743,92	0,23%	-4,98%	8.642,23	6.763,76
ESTX 50 PR	5.581,29	0,13%	-3,63%	6.199,78	4.540,22
XTRA DAX	22.636,91	-0,07%	-7,57%	25.507,79	18.489,91
S&P 500	6.579,51	-0,04%	-3,90%	7.002,28	4.835,04
IBEX 35	16.910,20	0,13%	-2,30%	18.573,80	11.583,00
NIKKEI 225	52.252,28	1,43%	3,80%	59.332,43	30.792,74



A informação mencionada é meramente indicativa e reflete o mercado pelas 16h30. As opiniões emitidas não podem ser entendidas como conselho ou recomendação para a prática de qualquer acto. A informação foi recolhida de fontes consideradas fiáveis, não se responsabilizando, no entanto, o CaixaBI por quaisquer incorreções que as mesmas possam conter. Para mais informações, contactar a Sala de Mercados